



Jul-24

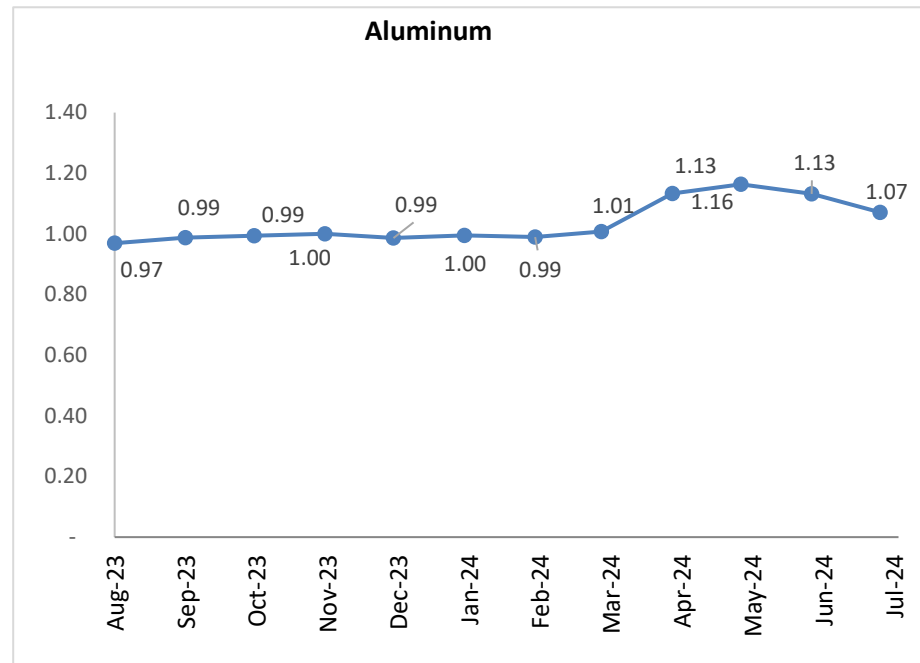
Content

S. No	Material:	Page No
1	Virgin Aluminum	3
2	Aluminum Alloy	4
3	Copper	5
4	Zinc SHG	6
5	SS 304 Bright Bar	7
6	SS316 Bright Bar	8
7	EN8 Alloy Steel	9
8	20MnCr5 Alloy Steel	10
9	HR Coil	11
10	CR Coil	12
11	SS 304 HR Coil	13
12	SS 304 CR Coil	12
13	Steel CRC Scrap	15
14	Pig Iron	16
15	PP Granules	17
16	ABS	18
17	PVC Resin	19
18	Rss4 Rubber	20
19	EPDM Rubber	21
20	Crude Oil	22

Virgin Aluminum

Material: Aluminum
Units: USD/lbs

Material	Month	Aluminum
Aluminum	Jul-24	1.07
Aluminum	Jun-24	1.13
Aluminum	May-24	1.16
Aluminum	Apr-24	1.13
Aluminum	Mar-24	1.01
Aluminum	Feb-24	0.99
Aluminum	Jan-24	1.00
Aluminum	Dec-23	0.99
Aluminum	Nov-23	1.00
Aluminum	Oct-23	0.99
Aluminum	Sep-23	0.99
Aluminum	Aug-23	0.97



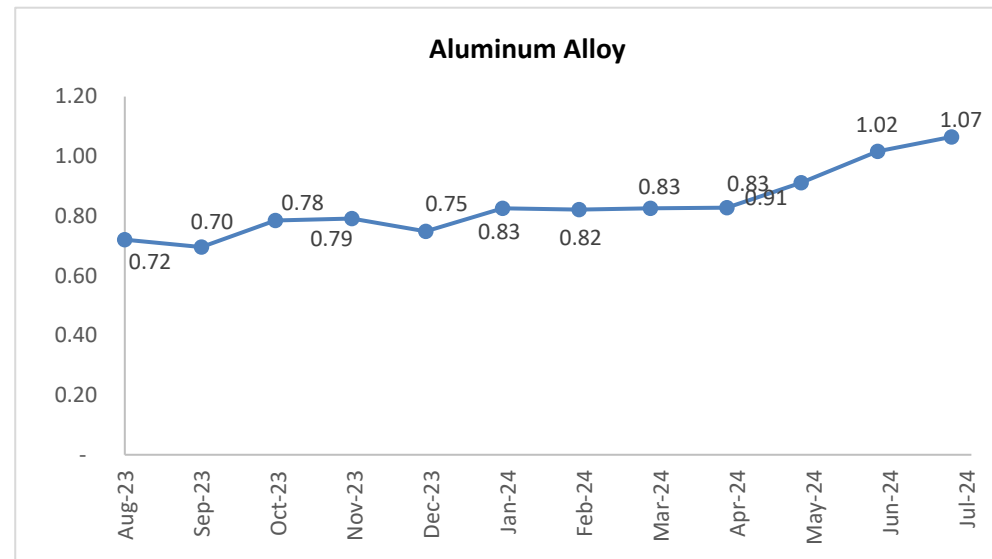
- P1020A in the North American and International Registration Record entitled “International Designations and Chemical Composition Limits for Unalloyed Aluminum” (revised March 2007)
- A199.70 in the GB/T 1196-2008 Standard entitled “Unalloyed aluminum ingots for remelting”

DATA SOURCE:-LME

Aluminum Alloy A380.1, 226/AD12.1

Material: Aluminum Alloy
Units: USD/lbs

Material	Month	Aluminum Alloy
Aluminum Alloy	Jul-24	1.07
Aluminum Alloy	Jun-24	1.02
Aluminum Alloy	May-24	0.91
Aluminum Alloy	Apr-24	0.83
Aluminum Alloy	Mar-24	0.83
Aluminum Alloy	Feb-24	0.82
Aluminum Alloy	Jan-24	0.83
Aluminum Alloy	Dec-23	0.75
Aluminum Alloy	Nov-23	0.79
Aluminum Alloy	Oct-23	0.78
Aluminum Alloy	Sep-23	0.70
Aluminum Alloy	Aug-23	0.72



Aluminum alloy conforming to A380.1, 226 or AD12.1

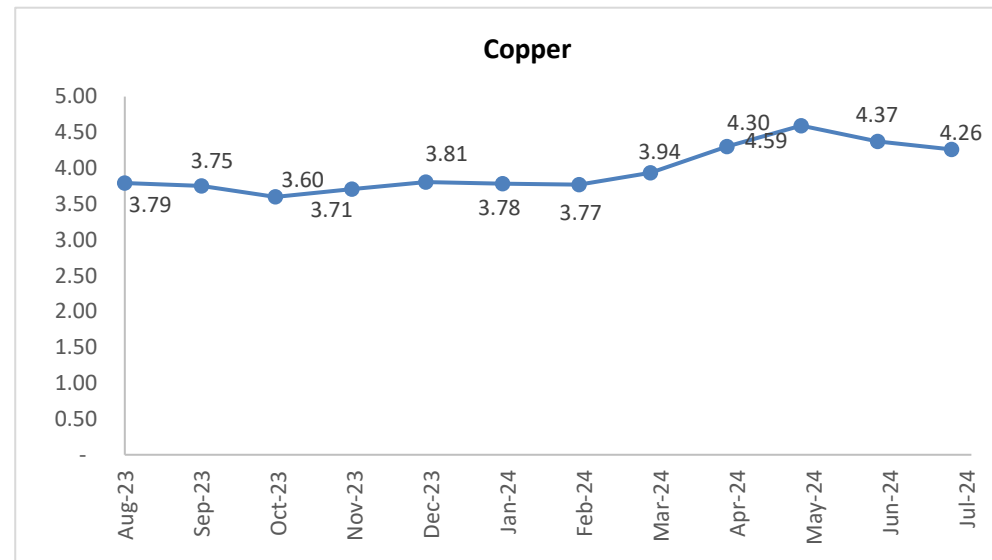
The prices are "LME 3 month mean" average prices

DATA SOURCE:-LME

Copper

Material: Copper
Units: USD/lbs

Material	Month	Copper
Copper	Jul-24	4.26
Copper	Jun-24	4.37
Copper	May-24	4.59
Copper	Apr-24	4.30
Copper	Mar-24	3.94
Copper	Feb-24	3.77
Copper	Jan-24	3.78
Copper	Dec-23	3.81
Copper	Nov-23	3.71
Copper	Oct-23	3.60
Copper	Sep-23	3.75
Copper	Aug-23	3.79



Grade A copper must conform to the chemical composition of one of the following standards:
BS EN 1978:1998 - Cu-CATH-1
GB/T 467-2010 - Cu-CATH-1
ASTM B115-10 - cathode Grade 1

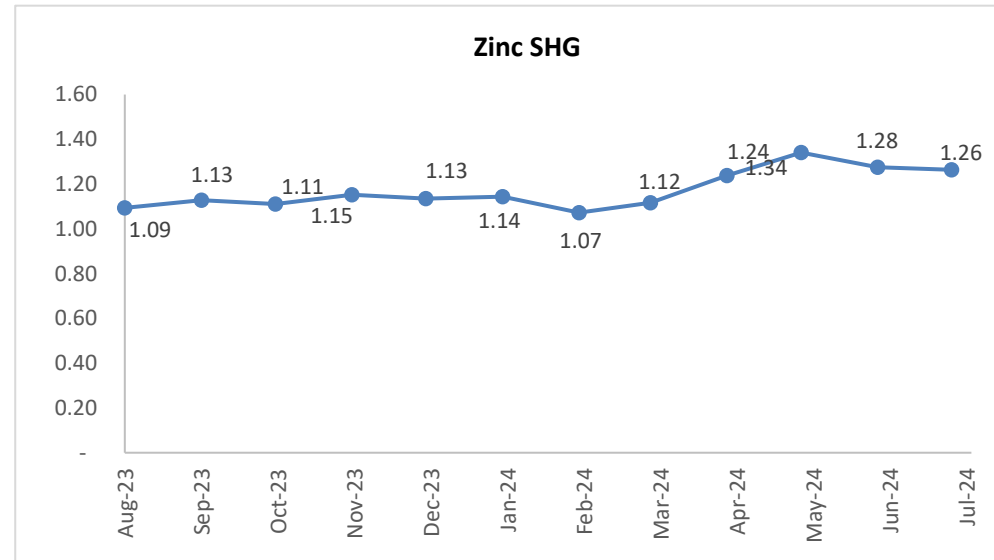
The prices are "LME 3 month mean "average prices

DATA SOURCE:-LME

Zinc SHG

Material: Zinc SHG
Units: USD/lbs

Material	Month	Zinc SHG
Zinc SHG	Jul-24	1.26
Zinc SHG	Jun-24	1.28
Zinc SHG	May-24	1.34
Zinc SHG	Apr-24	1.24
Zinc SHG	Mar-24	1.12
Zinc SHG	Feb-24	1.07
Zinc SHG	Jan-24	1.14
Zinc SHG	Dec-23	1.13
Zinc SHG	Nov-23	1.15
Zinc SHG	Oct-23	1.11
Zinc SHG	Sep-23	1.13
Zinc SHG	Aug-23	1.09



**** SHG-Special High Grade**

The prices are "LME 3 month mean "average prices

Special high-grade zinc of 99.995% purity (minimum) must conform to the chemical composition of one of the following standards:

- BS EN 1179:2003 - 99.995% grade**
- ISO 752:2004 - ZN-1 grade**
- ASTM B6-12 - LME grade**
- GB/T 470-2008 - Zn99.995 grade**

DATA SOURCE:-LME

SS 304 Bright Bar

Material: SS 304 Bright Bar
Units: USD/lbs

Material	Month	SS 304 Bright Bar
SS 304 Bright Bar	Jul-24	0.73
SS 304 Bright Bar	Jun-24	0.74
SS 304 Bright Bar	May-24	0.75
SS 304 Bright Bar	Apr-24	0.74
SS 304 Bright Bar	Mar-24	0.76
SS 304 Bright Bar	Feb-24	0.74
SS 304 Bright Bar	Jan-24	0.72
SS 304 Bright Bar	Dec-23	0.76
SS 304 Bright Bar	Nov-23	0.84
SS 304 Bright Bar	Oct-23	0.88
SS 304 Bright Bar	Sep-23	0.92
SS 304 Bright Bar	Aug-23	0.90



The prices are approx monthly average prices

** SS Stainless Steel

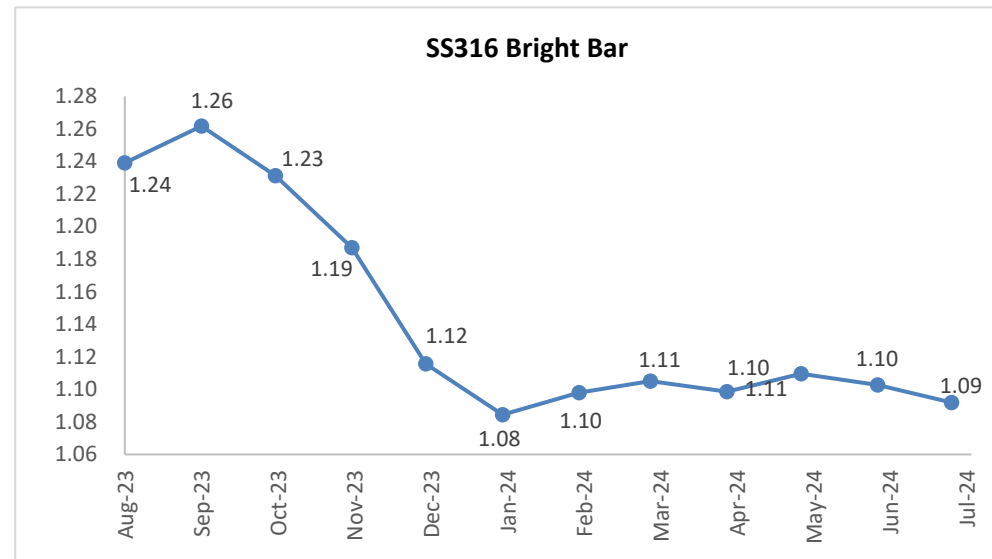
Approx Landed Prices at RM Dealers end for 100mm bright bars

DATA SOURCE:-RM Dealers in India

SS316 Bright Bar

Material: SS316 Bright Bar
Units: USD/lbs

Material	Month	SS316 Bright Bar
SS316 Bright Bar	Jul-24	1.09
SS316 Bright Bar	Jun-24	1.10
SS316 Bright Bar	May-24	1.11
SS316 Bright Bar	Apr-24	1.10
SS316 Bright Bar	Mar-24	1.11
SS316 Bright Bar	Feb-24	1.10
SS316 Bright Bar	Jan-24	1.08
SS316 Bright Bar	Dec-23	1.12
SS316 Bright Bar	Nov-23	1.19
SS316 Bright Bar	Oct-23	1.23
SS316 Bright Bar	Sep-23	1.26
SS316 Bright Bar	Aug-23	1.24



The prices are approx monthly average prices

**** SS Stainless Steel**

Approx Landed Prices at RM Dealers end for 100mm bright bars

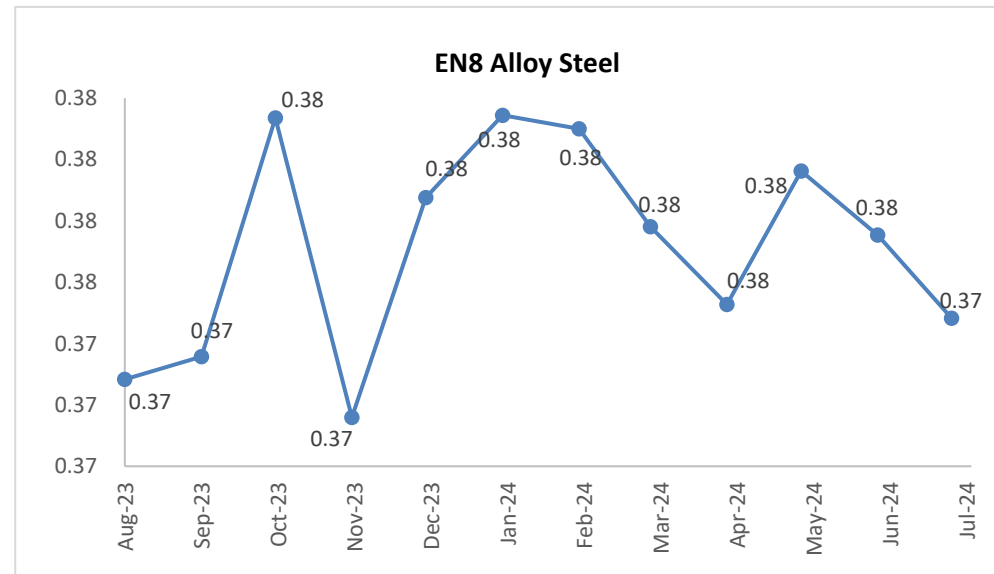
DATA SOURCE:-RM Dealers in India

EN8 Alloy Steel

Material: EN8 Alloy Steel

Units: USD/lbs

Material	Month	EN8 Alloy Steel
EN8 Alloy Steel	Jul-24	0.37
EN8 Alloy Steel	Jun-24	0.38
EN8 Alloy Steel	May-24	0.38
EN8 Alloy Steel	Apr-24	0.38
EN8 Alloy Steel	Mar-24	0.38
EN8 Alloy Steel	Feb-24	0.38
EN8 Alloy Steel	Jan-24	0.38
EN8 Alloy Steel	Dec-23	0.38
EN8 Alloy Steel	Nov-23	0.37
EN8 Alloy Steel	Oct-23	0.38
EN8 Alloy Steel	Sep-23	0.37
EN8 Alloy Steel	Aug-23	0.37



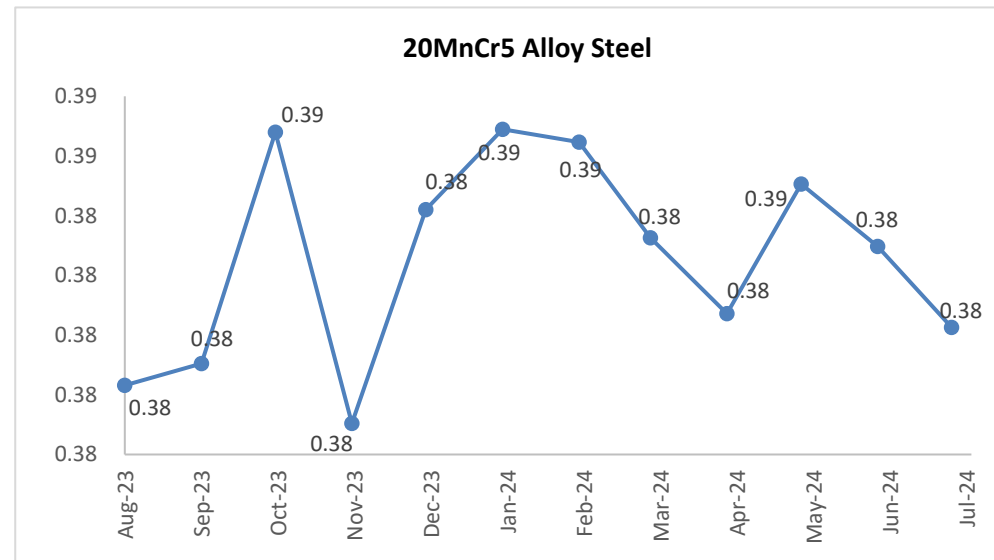
DATA SOURCE:-MMR

The prices are approx monthly average prices

20MnCr5 Alloy Steel

Material: 20MnCr5 Alloy Steel
Units: USD/lbs

Material	Month	20MnCr5 Alloy Steel
20MnCr5 Alloy Steel	Jul-24	0.38
20MnCr5 Alloy Steel	Jun-24	0.38
20MnCr5 Alloy Steel	May-24	0.39
20MnCr5 Alloy Steel	Apr-24	0.38
20MnCr5 Alloy Steel	Mar-24	0.38
20MnCr5 Alloy Steel	Feb-24	0.39
20MnCr5 Alloy Steel	Jan-24	0.39
20MnCr5 Alloy Steel	Dec-23	0.38
20MnCr5 Alloy Steel	Nov-23	0.38
20MnCr5 Alloy Steel	Oct-23	0.39
20MnCr5 Alloy Steel	Sep-23	0.38
20MnCr5 Alloy Steel	Aug-23	0.38



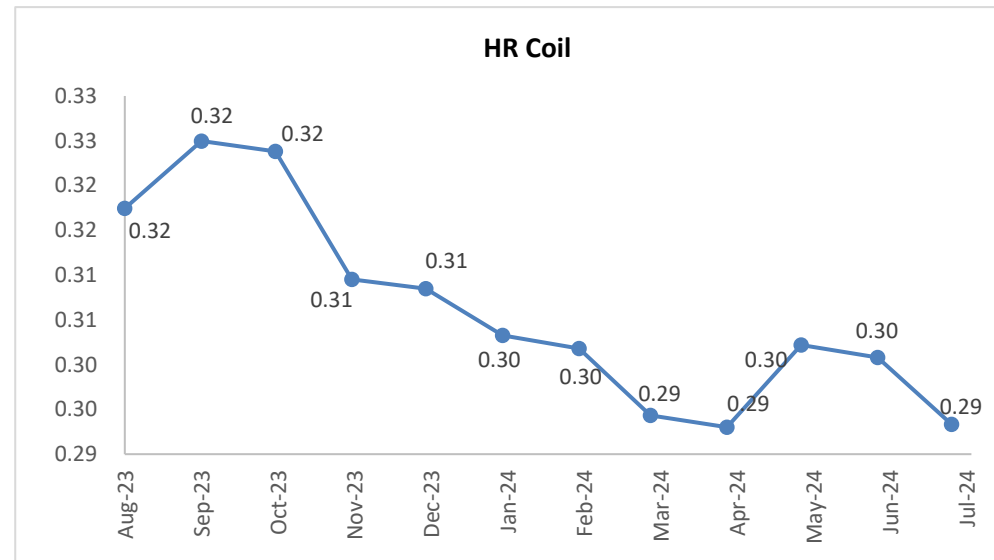
The prices are approx monthly average prices

DATA SOURCE:-MMR

HR Coil

Material: HR Coil
Units: USD/lbs

Material	Month	HR Coil
HR Coil	Jul-24	0.29
HR Coil	Jun-24	0.30
HR Coil	May-24	0.30
HR Coil	Apr-24	0.29
HR Coil	Mar-24	0.29
HR Coil	Feb-24	0.30
HR Coil	Jan-24	0.30
HR Coil	Dec-23	0.31
HR Coil	Nov-23	0.31
HR Coil	Oct-23	0.32
HR Coil	Sep-23	0.32
HR Coil	Aug-23	0.32



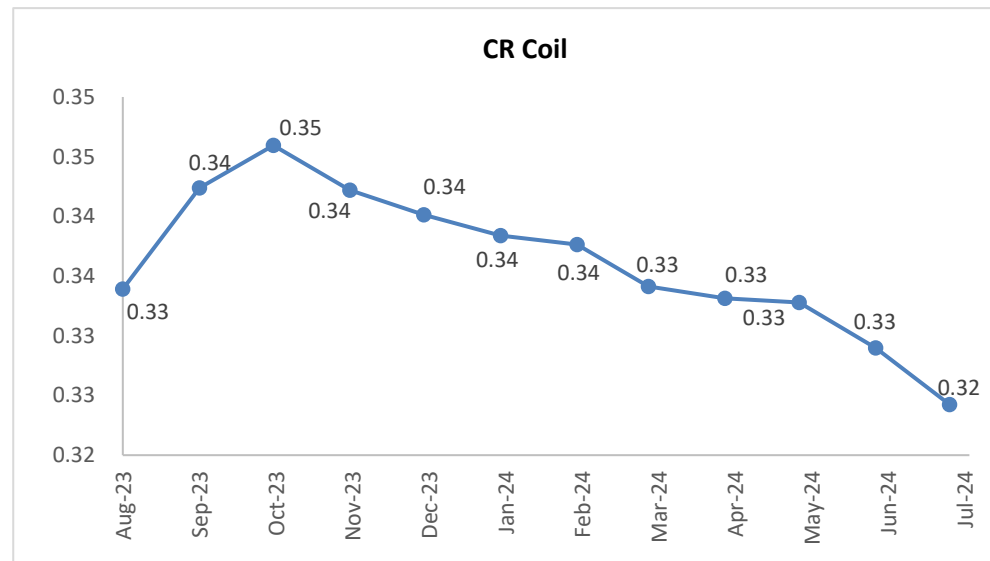
The prices are approx monthly average prices

DATA SOURCE:-CRISIL

CR Coil

Material: CR Coil
Units: USD/lbs

Material	Month	CR Coil
CR Coil	Jul-24	0.32
CR Coil	Jun-24	0.33
CR Coil	May-24	0.33
CR Coil	Apr-24	0.33
CR Coil	Mar-24	0.33
CR Coil	Feb-24	0.34
CR Coil	Jan-24	0.34
CR Coil	Dec-23	0.34
CR Coil	Nov-23	0.34
CR Coil	Oct-23	0.35
CR Coil	Sep-23	0.34
CR Coil	Aug-23	0.33

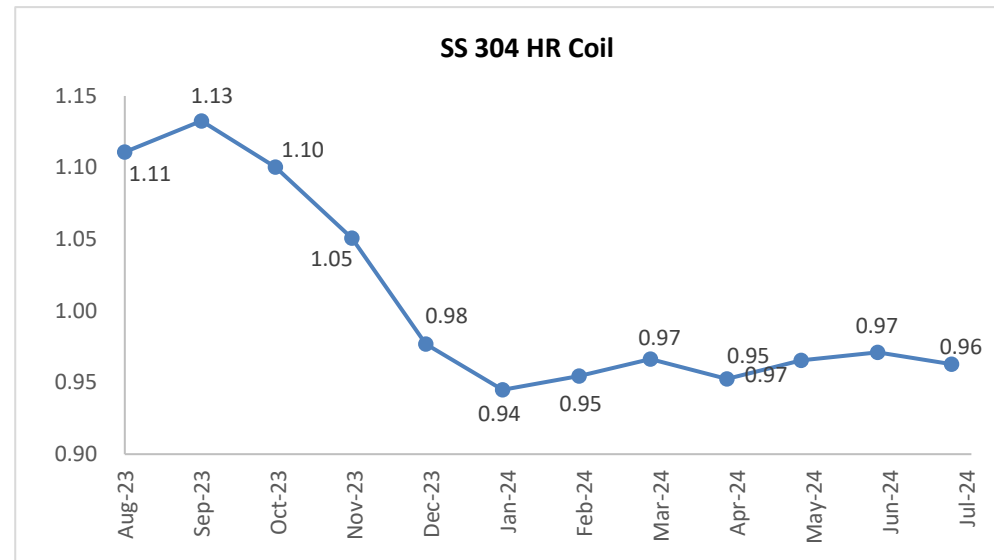


DATA SOURCE:-MMR/CRISIL

SS 304 HR Coil

Material: SS 304 HR Coil
Units: USD/lbs

Material	Month	SS 304 HR Coil
SS 304 HR Coil	Jul-24	0.96
SS 304 HR Coil	Jun-24	0.97
SS 304 HR Coil	May-24	0.97
SS 304 HR Coil	Apr-24	0.95
SS 304 HR Coil	Mar-24	0.97
SS 304 HR Coil	Feb-24	0.95
SS 304 HR Coil	Jan-24	0.94
SS 304 HR Coil	Dec-23	0.98
SS 304 HR Coil	Nov-23	1.05
SS 304 HR Coil	Oct-23	1.10
SS 304 HR Coil	Sep-23	1.13
SS 304 HR Coil	Aug-23	1.11

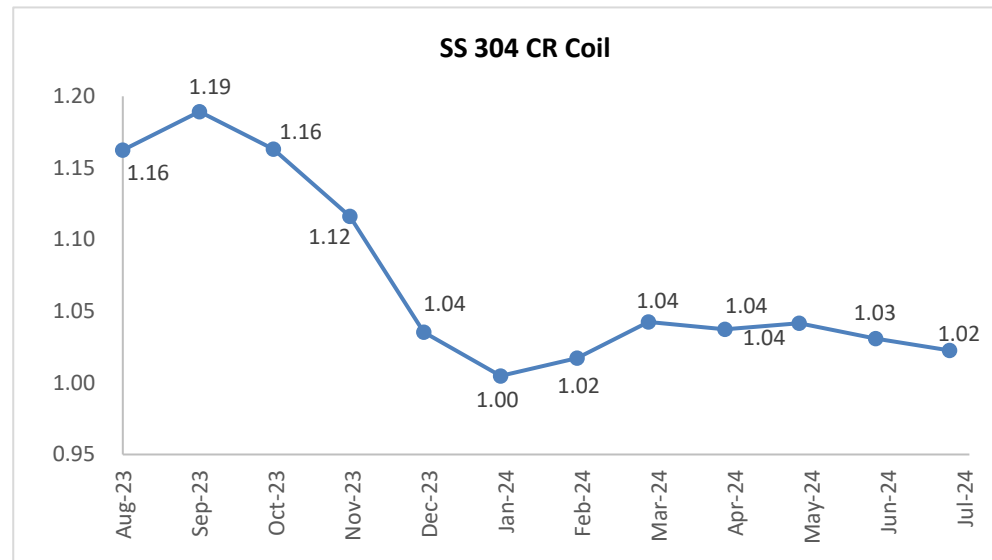


DATA SOURCE:-CRISIL

SS 304 CR Coil

Material: SS 304 CR Coil
Units: USD/lbs

Material	Month	SS 304 CR Coil
SS 304 CR Coil	Jul-24	1.02
SS 304 CR Coil	Jun-24	1.03
SS 304 CR Coil	May-24	1.04
SS 304 CR Coil	Apr-24	1.04
SS 304 CR Coil	Mar-24	1.04
SS 304 CR Coil	Feb-24	1.02
SS 304 CR Coil	Jan-24	1.00
SS 304 CR Coil	Dec-23	1.04
SS 304 CR Coil	Nov-23	1.12
SS 304 CR Coil	Oct-23	1.16
SS 304 CR Coil	Sep-23	1.19
SS 304 CR Coil	Aug-23	1.16

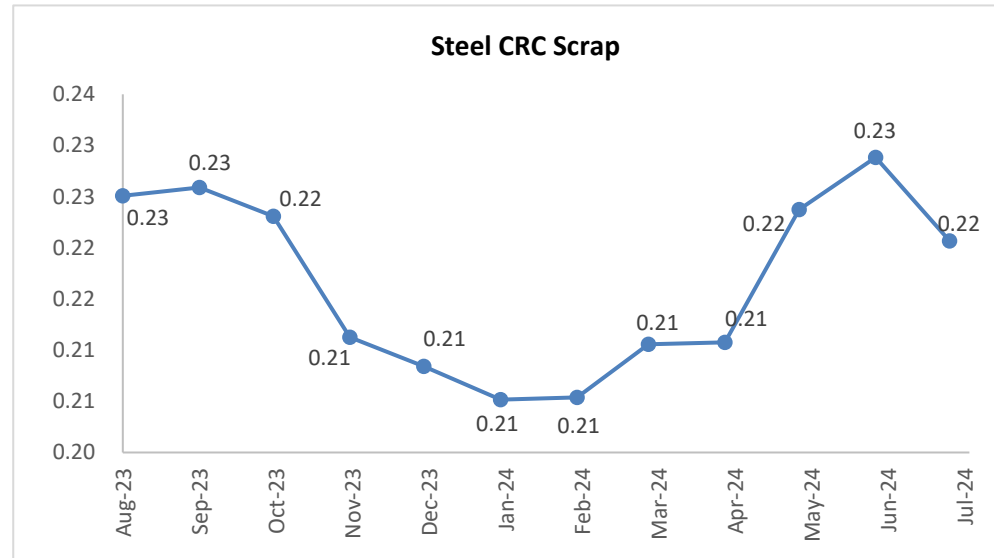


DATA SOURCE:-CRISIL

Steel CRC Scrap

Material: Steel CRC Scrap
Units: USD/lbs

Material	Month	Steel CRC Scrap
Steel CRC Scrap	Jul-24	0.22
Steel CRC Scrap	Jun-24	0.23
Steel CRC Scrap	May-24	0.22
Steel CRC Scrap	Apr-24	0.21
Steel CRC Scrap	Mar-24	0.21
Steel CRC Scrap	Feb-24	0.21
Steel CRC Scrap	Jan-24	0.21
Steel CRC Scrap	Dec-23	0.21
Steel CRC Scrap	Nov-23	0.21
Steel CRC Scrap	Oct-23	0.22
Steel CRC Scrap	Sep-23	0.23
Steel CRC Scrap	Aug-23	0.23

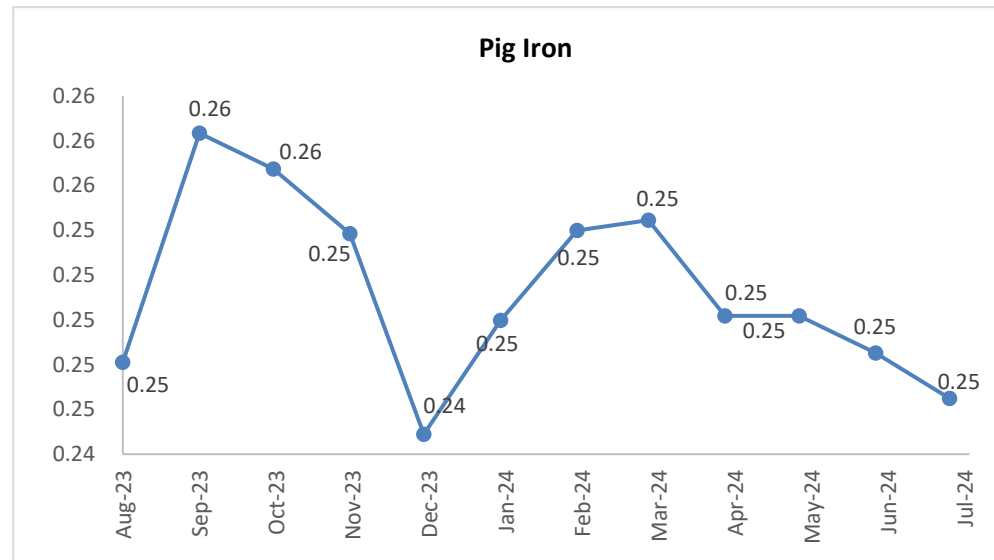


DATA SOURCE:- MMR

Pig Iron

Material: Pig Iron
Units: USD/lbs

Material	Month	Pig Iron
Pig Iron	Jul-24	0.25
Pig Iron	Jun-24	0.25
Pig Iron	May-24	0.25
Pig Iron	Apr-24	0.25
Pig Iron	Mar-24	0.25
Pig Iron	Feb-24	0.25
Pig Iron	Jan-24	0.25
Pig Iron	Dec-23	0.24
Pig Iron	Nov-23	0.25
Pig Iron	Oct-23	0.26
Pig Iron	Sep-23	0.26
Pig Iron	Aug-23	0.25

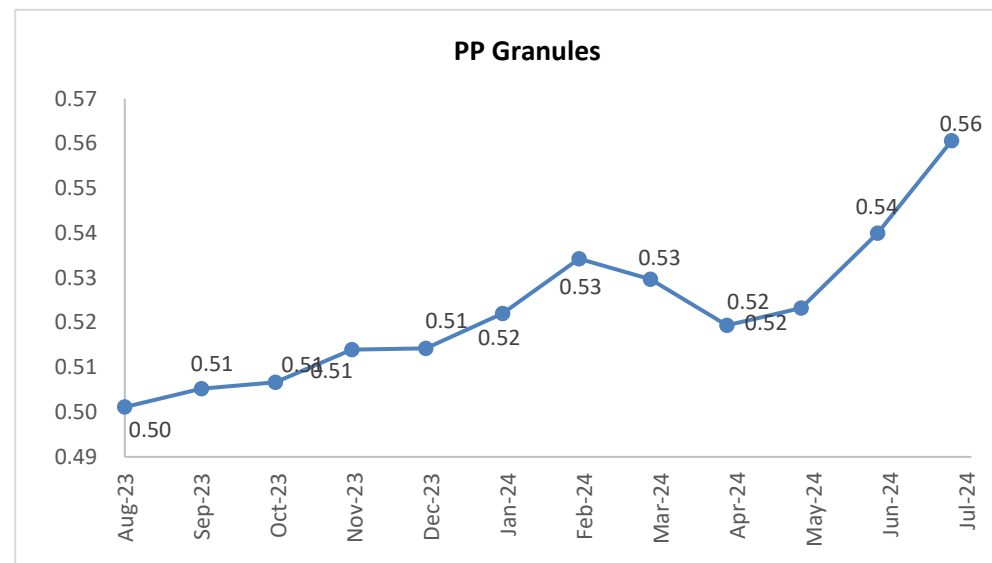


DATA SOURCE:-MMR

PP Granules

Material: PP Granules
Units: USD/lbs

Material	Month	PP Granules
PP Granules	Jul-24	0.56
PP Granules	Jun-24	0.54
PP Granules	May-24	0.52
PP Granules	Apr-24	0.52
PP Granules	Mar-24	0.53
PP Granules	Feb-24	0.53
PP Granules	Jan-24	0.52
PP Granules	Dec-23	0.51
PP Granules	Nov-23	0.51
PP Granules	Oct-23	0.51
PP Granules	Sep-23	0.51
PP Granules	Aug-23	0.50



PP Granules (Injection Molding Grade)

The above Prices are RIL(Reliance) PP prices
– Ex works Jamnagar, Gujrat, India

The above prices are for the following grades of PP - H110MA
/H200MA /H200MAL
H110MS /H110MAK /H200MAK.

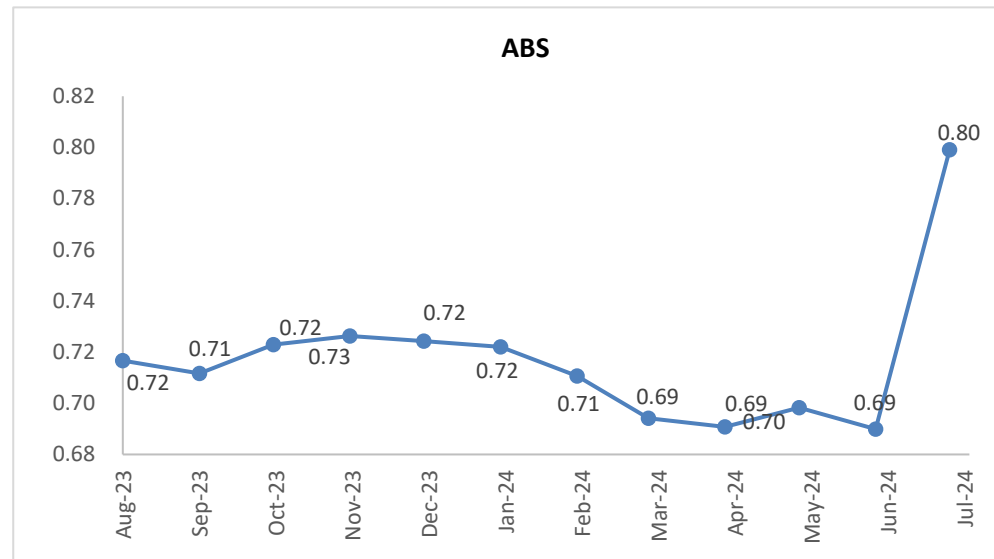
Prices are inclusive of Tax Jamnagar Warehouse Prices.

DATA SOURCE:-Reliance Industries

ABS

Material: ABS
Units: USD/lbs

Material	Month	ABS
ABS	Jul-24	0.80
ABS	Jun-24	0.69
ABS	May-24	0.70
ABS	Apr-24	0.69
ABS	Mar-24	0.69
ABS	Feb-24	0.71
ABS	Jan-24	0.72
ABS	Dec-23	0.72
ABS	Nov-23	0.73
ABS	Oct-23	0.72
ABS	Sep-23	0.71
ABS	Aug-23	0.72

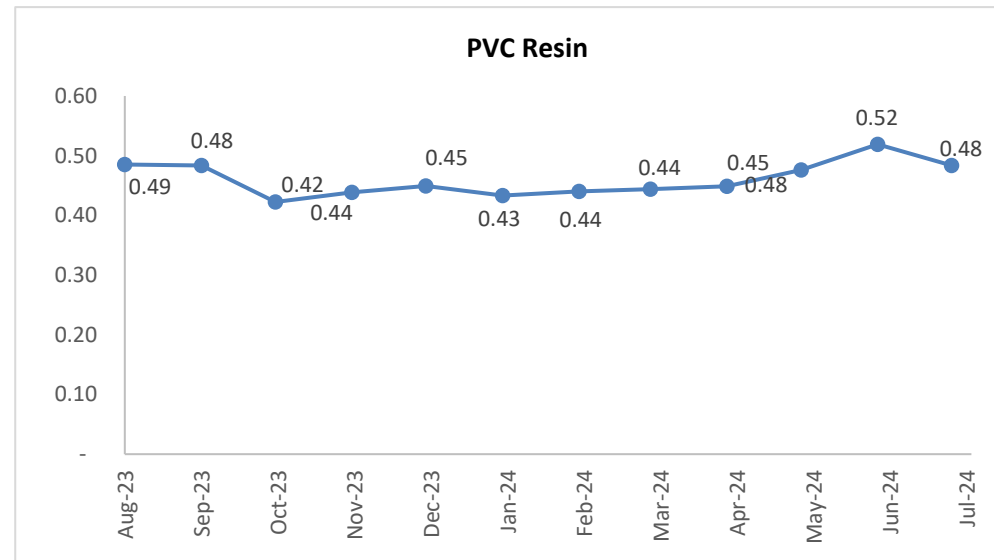


DATA SOURCE:-CMIE/LANXESS

PVC Resin

Material: PVC Resin
Units: USD/lbs

Material	Month	PVC Resin
PVC Resin	Jul-24	0.48
PVC Resin	Jun-24	0.52
PVC Resin	May-24	0.48
PVC Resin	Apr-24	0.45
PVC Resin	Mar-24	0.44
PVC Resin	Feb-24	0.44
PVC Resin	Jan-24	0.43
PVC Resin	Dec-23	0.45
PVC Resin	Nov-23	0.44
PVC Resin	Oct-23	0.42
PVC Resin	Sep-23	0.48
PVC Resin	Aug-23	0.49



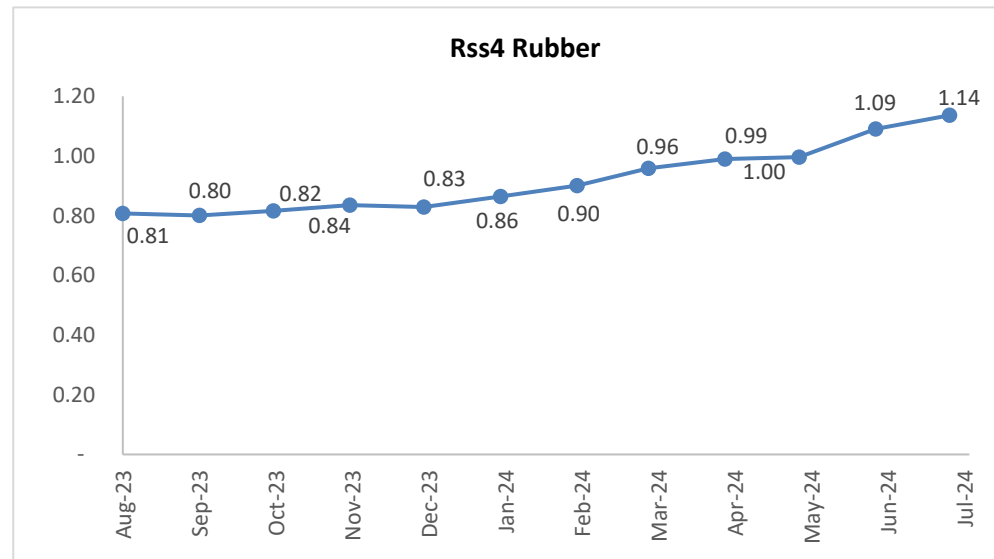
The above prices are for the following grade of PVC – 57GMR01

DATA SOURCE:- Reliance Industries

Rss4 Rubber

Material: Rss4 Rubber
Units: USD/lbs

Material	Month	Rss4 Rubber
Rss4 Rubber	Jul-24	1.14
Rss4 Rubber	Jun-24	1.09
Rss4 Rubber	May-24	1.00
Rss4 Rubber	Apr-24	0.99
Rss4 Rubber	Mar-24	0.96
Rss4 Rubber	Feb-24	0.90
Rss4 Rubber	Jan-24	0.86
Rss4 Rubber	Dec-23	0.83
Rss4 Rubber	Nov-23	0.84
Rss4 Rubber	Oct-23	0.82
Rss4 Rubber	Sep-23	0.80
Rss4 Rubber	Aug-23	0.81



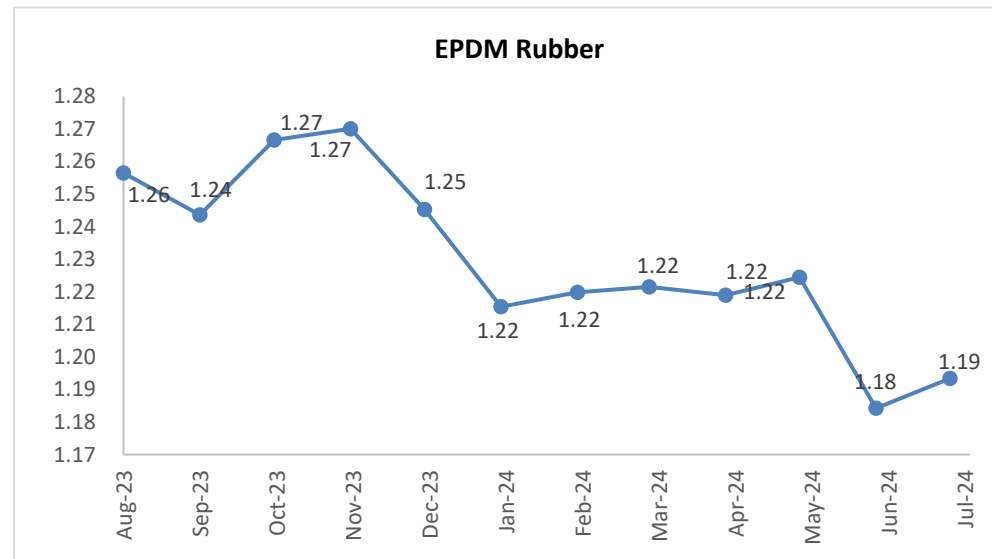
The prices are approx monthly average prices

DATA SOURCE:- Rubber Board

EPDM Rubber

Material: EPDM Rubber
Units: USD/lbs

Material	Month	EPDM Rubber
EPDM Rubber	Jul-24	1.19
EPDM Rubber	Jun-24	1.18
EPDM Rubber	May-24	1.22
EPDM Rubber	Apr-24	1.22
EPDM Rubber	Mar-24	1.22
EPDM Rubber	Feb-24	1.22
EPDM Rubber	Jan-24	1.22
EPDM Rubber	Dec-23	1.25
EPDM Rubber	Nov-23	1.27
EPDM Rubber	Oct-23	1.27
EPDM Rubber	Sep-23	1.24
EPDM Rubber	Aug-23	1.26



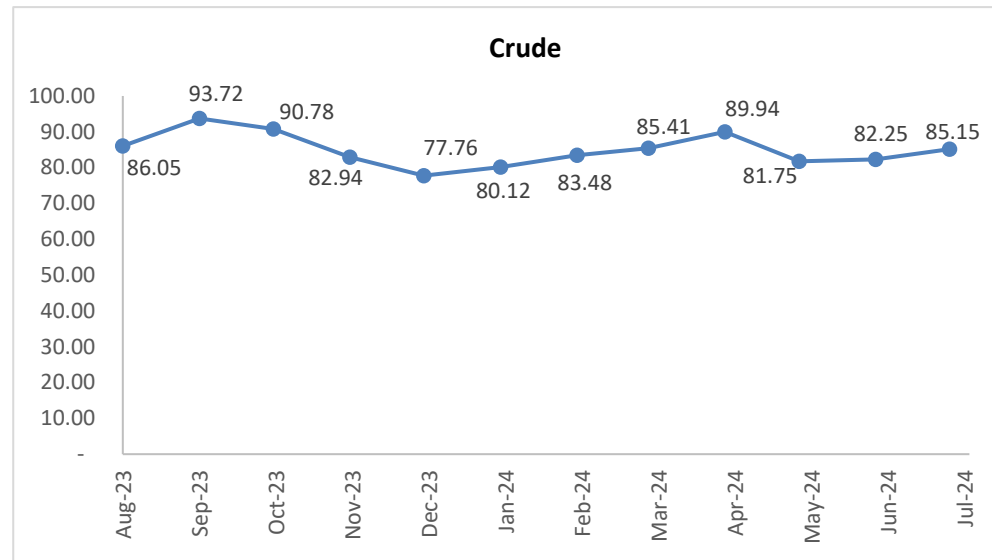
The prices are approx monthly average prices

DATA SOURCE:- Industry Sources

Crude

Material	Month	Crude
Crude	Jul-24	85.15
Crude	Jun-24	82.25
Crude	May-24	81.75
Crude	Apr-24	89.94
Crude	Mar-24	85.41
Crude	Feb-24	83.48
Crude	Jan-24	80.12
Crude	Dec-23	77.76
Crude	Nov-23	82.94
Crude	Oct-23	90.78
Crude	Sep-23	93.72
Crude	Aug-23	86.05

Material: Crude
Units: USD/Barrel



DATA SOURCE:- eia.doe.gov –
Energy Information Administration- U.S

Europe Brent Spot Price FOB (Dollars per Barrel)

DISCLAIMER



“PSC Monthly RM Trends” is an initiative of Pinnacle Sourcing & Consultancy Pvt. Ltd. which provides information on price trends of various commodities including Ferrous Metals, Non-Ferrous Metals, Plastic Polymers, Rubber. It also contains information on crude petroleum prices, foreign exchange rates.

The data sources are selected based on the advice of the industry experts.

This initiative was taken to provide compilation of the price movement of the key commodities for strategic decision making and not meant for influencing commercial transactions.

Pinnacle Sourcing & Consultancy Pvt. Ltd.
(HQ: Gurugram, India)
www.pinnaclesourcing.net
info@pinnaclesourcing.net