



Aug-24

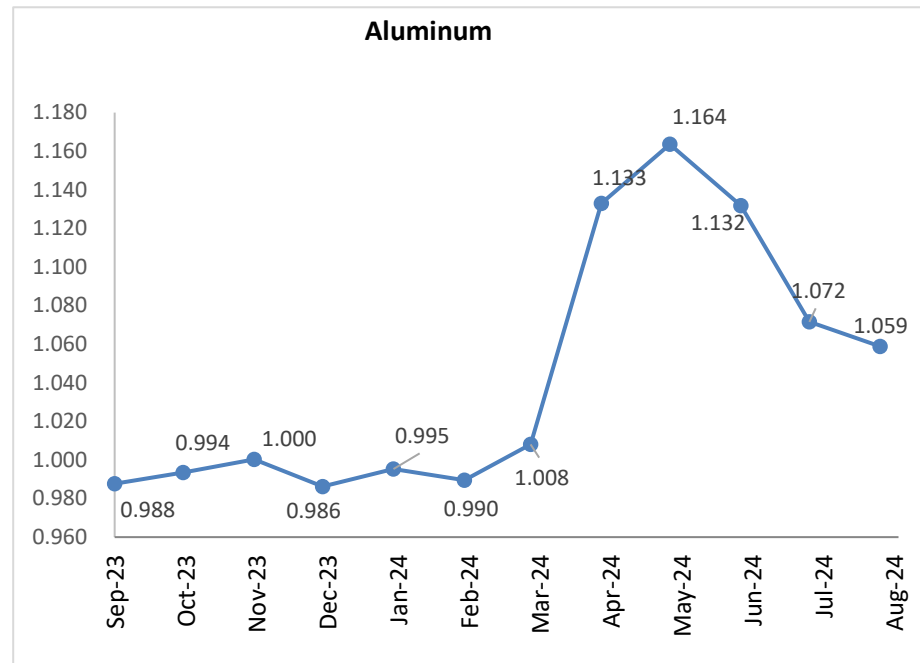
## Content

S. No	Material:	Page No
1	Virgin Aluminum	3
2	Aluminum Alloy	4
3	Copper	5
4	Zinc SHG	6
5	SS 304 Bright Bar	7
6	SS316 Bright Bar	8
7	EN8 Alloy Steel	9
8	20MnCr5 Alloy Steel	10
9	HR Coil	11
10	CR Coil	12
11	SS 304 HR Coil	13
12	SS 304 CR Coil	12
13	Steel CRC Scrap	15
14	Pig Iron	16
15	PP Granules	17
16	ABS	18
17	PVC Resin	19
18	Rss4 Rubber	20
19	EPDM Rubber	21
20	Crude Oil	22

# Virgin Aluminum

Material: Aluminum  
Units: USD/lbs

Material	Month	Aluminum
Aluminum	Aug-24	1.059
Aluminum	Jul-24	1.072
Aluminum	Jun-24	1.132
Aluminum	May-24	1.164
Aluminum	Apr-24	1.133
Aluminum	Mar-24	1.008
Aluminum	Feb-24	0.990
Aluminum	Jan-24	0.995
Aluminum	Dec-23	0.986
Aluminum	Nov-23	1.000
Aluminum	Oct-23	0.994
Aluminum	Sep-23	0.988



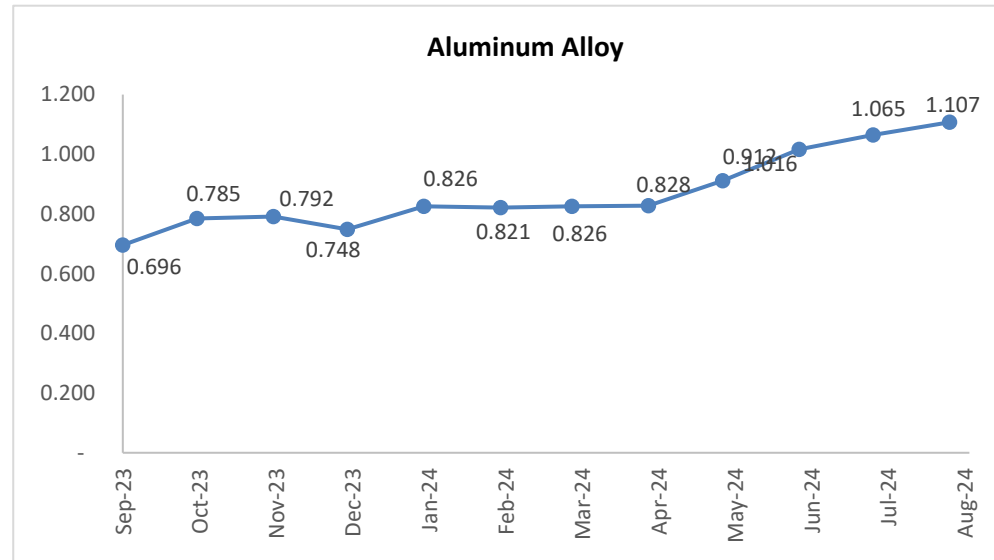
- P1020A in the North American and International Registration Record entitled “International Designations and Chemical Composition Limits for Unalloyed Aluminum” (revised March 2007)
- A199.70 in the GB/T 1196-2008 Standard entitled “Unalloyed aluminum ingots for remelting”

DATA SOURCE:-LME

# Aluminum Alloy A380.1, 226/AD12.1

Material: Aluminum Alloy  
Units: USD/lbs

Material	Month	Aluminum Alloy
Aluminum Alloy	Aug-24	1.107
Aluminum Alloy	Jul-24	1.065
Aluminum Alloy	Jun-24	1.016
Aluminum Alloy	May-24	0.912
Aluminum Alloy	Apr-24	0.828
Aluminum Alloy	Mar-24	0.826
Aluminum Alloy	Feb-24	0.821
Aluminum Alloy	Jan-24	0.826
Aluminum Alloy	Dec-23	0.748
Aluminum Alloy	Nov-23	0.792
Aluminum Alloy	Oct-23	0.785
Aluminum Alloy	Sep-23	0.696



Aluminum alloy conforming to A380.1, 226 or AD12.1

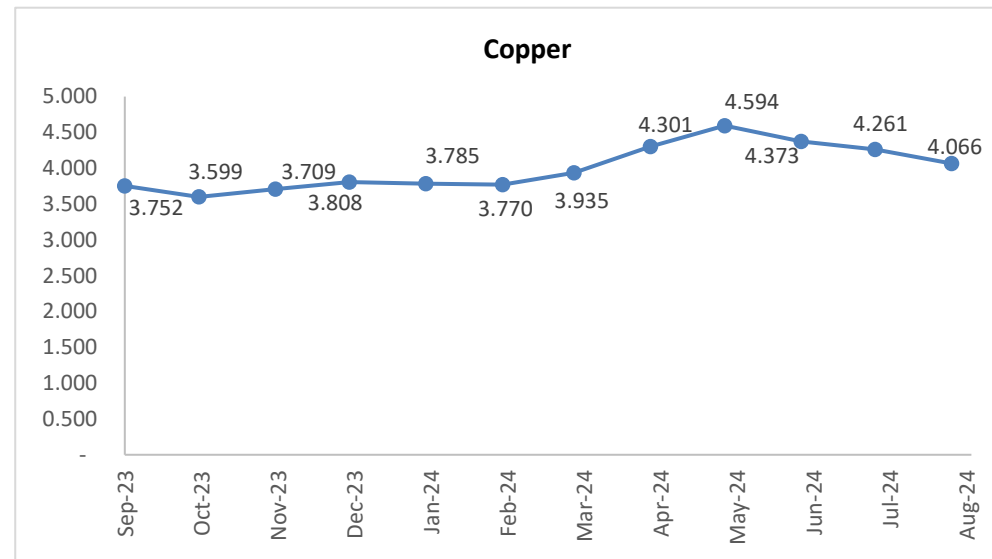
The prices are "LME 3 month mean" average prices

DATA SOURCE:-LME

# Copper

Material: Copper  
Units: USD/lbs

Material	Month	Copper
Copper	Aug-24	4.066
Copper	Jul-24	4.261
Copper	Jun-24	4.373
Copper	May-24	4.594
Copper	Apr-24	4.301
Copper	Mar-24	3.935
Copper	Feb-24	3.770
Copper	Jan-24	3.785
Copper	Dec-23	3.808
Copper	Nov-23	3.709
Copper	Oct-23	3.599
Copper	Sep-23	3.752



Grade A copper must conform to the chemical composition of one of the following standards:  
**BS EN 1978:1998 - Cu-CATH-1**  
**GB/T 467-2010 - Cu-CATH-1**  
**ASTM B115-10 - cathode Grade 1**

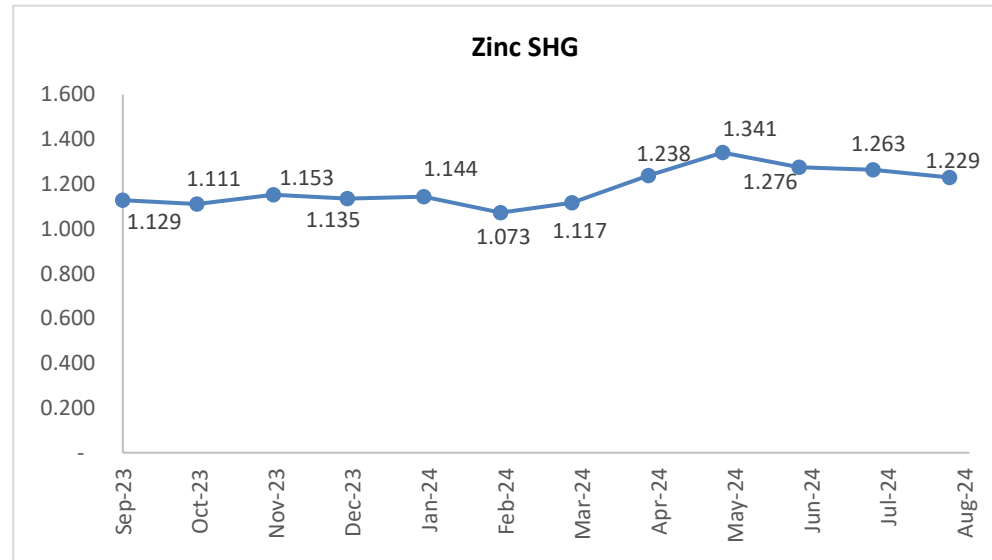
The prices are "LME 3 month mean "average prices

DATA SOURCE:-LME

# Zinc SHG

Material: Zinc SHG  
Units: USD/lbs

Material	Month	Zinc SHG
Zinc SHG	Aug-24	1.229
Zinc SHG	Jul-24	1.263
Zinc SHG	Jun-24	1.276
Zinc SHG	May-24	1.341
Zinc SHG	Apr-24	1.238
Zinc SHG	Mar-24	1.117
Zinc SHG	Feb-24	1.073
Zinc SHG	Jan-24	1.144
Zinc SHG	Dec-23	1.135
Zinc SHG	Nov-23	1.153
Zinc SHG	Oct-23	1.111
Zinc SHG	Sep-23	1.129



**\*\* SHG-Special High Grade**

The prices are "LME 3 month mean "average prices

Special high-grade zinc of 99.995% purity (minimum) must conform to the chemical composition of one of the following standards:

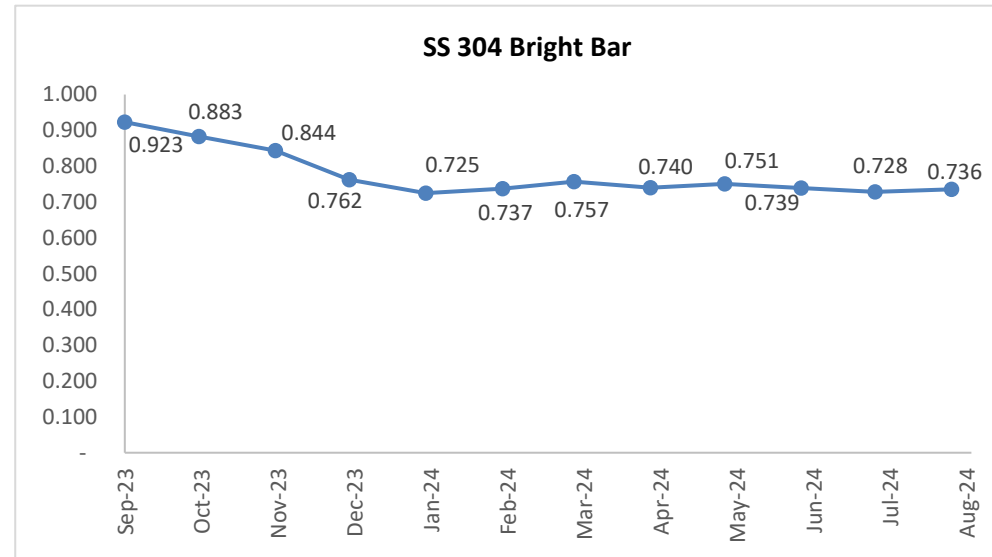
- BS EN 1179:2003 - 99.995% grade**
- ISO 752:2004 - ZN-1 grade**
- ASTM B6-12 - LME grade**
- GB/T 470-2008 - Zn99.995 grade**

DATA SOURCE:-LME

# SS 304 Bright Bar

Material: SS 304 Bright Bar  
Units: USD/lbs

Material	Month	SS 304 Bright Bar
SS 304 Bright Bar	Aug-24	0.736
SS 304 Bright Bar	Jul-24	0.728
SS 304 Bright Bar	Jun-24	0.739
SS 304 Bright Bar	May-24	0.751
SS 304 Bright Bar	Apr-24	0.740
SS 304 Bright Bar	Mar-24	0.757
SS 304 Bright Bar	Feb-24	0.737
SS 304 Bright Bar	Jan-24	0.725
SS 304 Bright Bar	Dec-23	0.762
SS 304 Bright Bar	Nov-23	0.844
SS 304 Bright Bar	Oct-23	0.883
SS 304 Bright Bar	Sep-23	0.923



The prices are approx monthly average prices

\*\* SS Stainless Steel

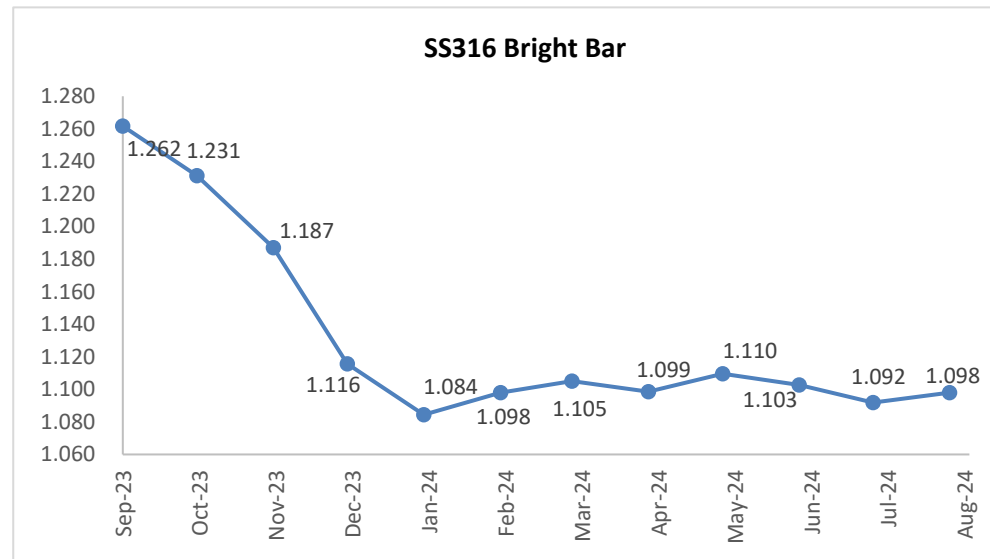
Approx Landed Prices at RM Dealers end for 100mm bright bars

DATA SOURCE:-RM Dealers in India

# SS316 Bright Bar

Material: SS316 Bright Bar  
Units: USD/lbs

Material	Month	SS316 Bright Bar
SS316 Bright Bar	Aug-24	1.098
SS316 Bright Bar	Jul-24	1.092
SS316 Bright Bar	Jun-24	1.103
SS316 Bright Bar	May-24	1.110
SS316 Bright Bar	Apr-24	1.099
SS316 Bright Bar	Mar-24	1.105
SS316 Bright Bar	Feb-24	1.098
SS316 Bright Bar	Jan-24	1.084
SS316 Bright Bar	Dec-23	1.116
SS316 Bright Bar	Nov-23	1.187
SS316 Bright Bar	Oct-23	1.231
SS316 Bright Bar	Sep-23	1.262



The prices are approx monthly average prices

**\*\* SS Stainless Steel**

Approx Landed Prices at RM Dealers end for 100mm bright bars

DATA SOURCE:-RM Dealers in India

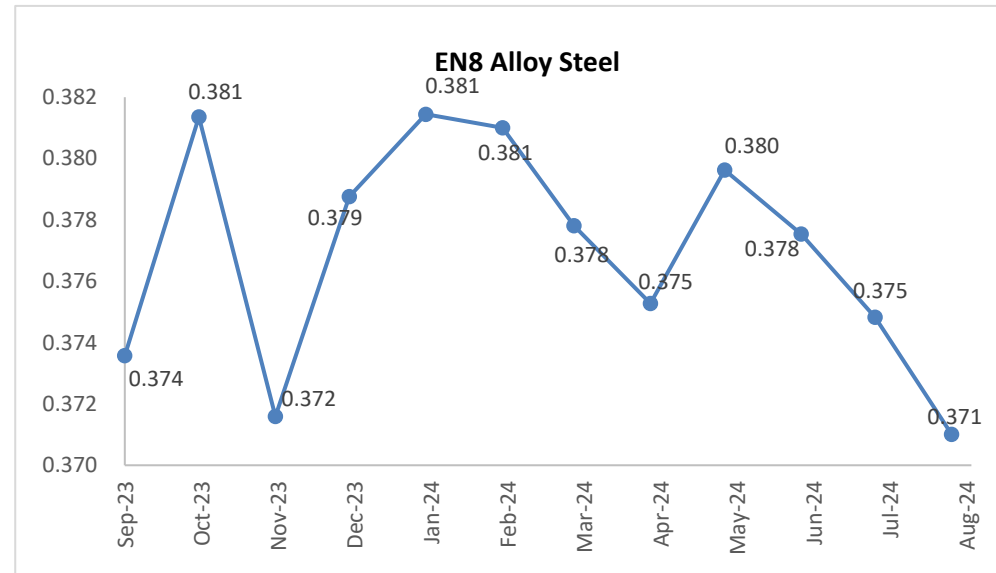


# EN8 Alloy Steel

Material: EN8 Alloy Steel

Units: USD/lbs

Material	Month	EN8 Alloy Steel
EN8 Alloy Steel	Aug-24	0.371
EN8 Alloy Steel	Jul-24	0.375
EN8 Alloy Steel	Jun-24	0.378
EN8 Alloy Steel	May-24	0.380
EN8 Alloy Steel	Apr-24	0.375
EN8 Alloy Steel	Mar-24	0.378
EN8 Alloy Steel	Feb-24	0.381
EN8 Alloy Steel	Jan-24	0.381
EN8 Alloy Steel	Dec-23	0.379
EN8 Alloy Steel	Nov-23	0.372
EN8 Alloy Steel	Oct-23	0.381
EN8 Alloy Steel	Sep-23	0.374



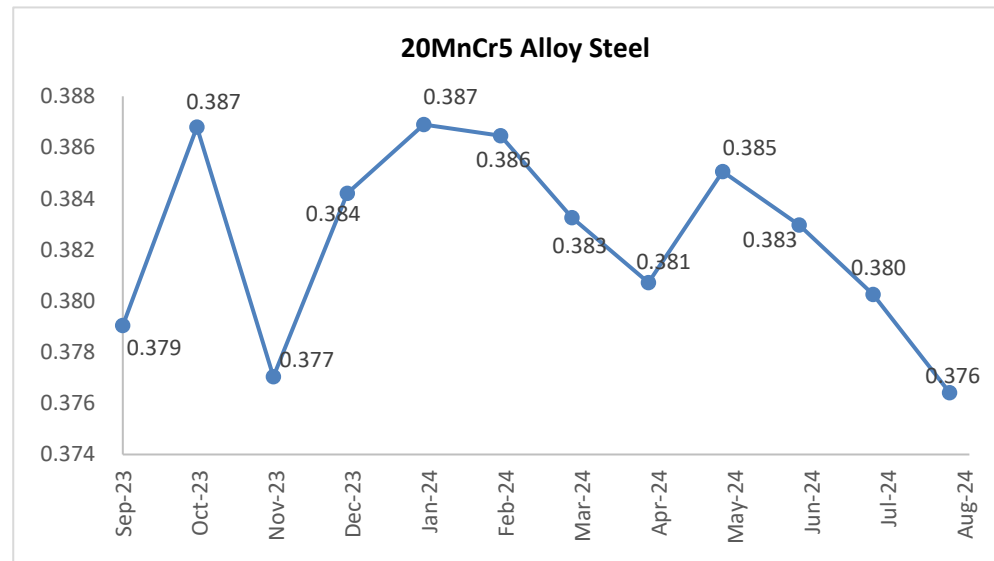
DATA SOURCE:-MMR

The prices are approx monthly average prices

## 20MnCr5 Alloy Steel

Material: 20MnCr5 Alloy Steel  
Units: USD/lbs

Material	Month	20MnCr5 Alloy Steel
20MnCr5 Alloy Steel	Aug-24	0.376
20MnCr5 Alloy Steel	Jul-24	0.380
20MnCr5 Alloy Steel	Jun-24	0.383
20MnCr5 Alloy Steel	May-24	0.385
20MnCr5 Alloy Steel	Apr-24	0.381
20MnCr5 Alloy Steel	Mar-24	0.383
20MnCr5 Alloy Steel	Feb-24	0.386
20MnCr5 Alloy Steel	Jan-24	0.387
20MnCr5 Alloy Steel	Dec-23	0.384
20MnCr5 Alloy Steel	Nov-23	0.377
20MnCr5 Alloy Steel	Oct-23	0.387
20MnCr5 Alloy Steel	Sep-23	0.379



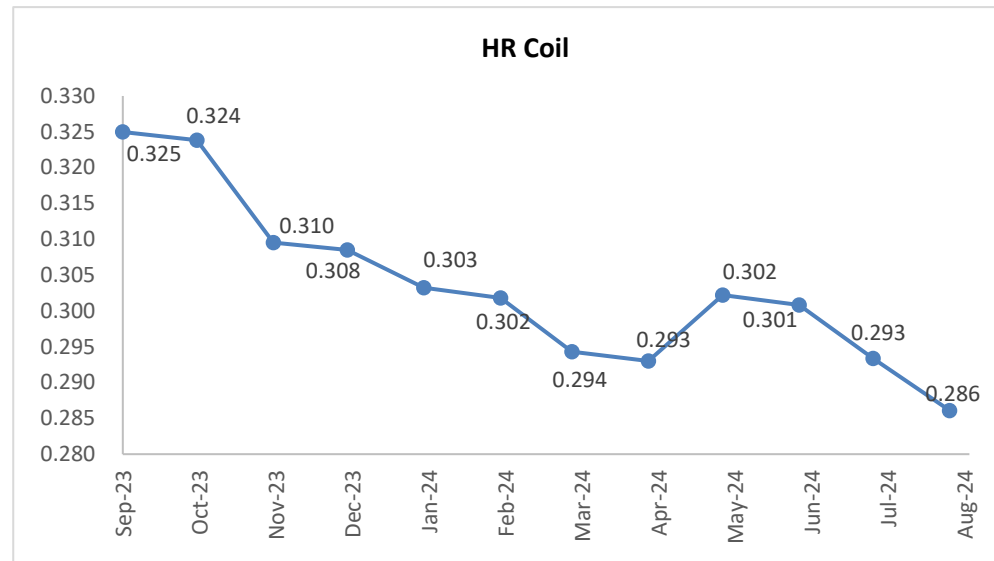
The prices are approx monthly average prices

DATA SOURCE:-MMR

# HR Coil

Material	Month	HR Coil
HR Coil	Aug-24	0.286
HR Coil	Jul-24	0.293
HR Coil	Jun-24	0.301
HR Coil	May-24	0.302
HR Coil	Apr-24	0.293
HR Coil	Mar-24	0.294
HR Coil	Feb-24	0.302
HR Coil	Jan-24	0.303
HR Coil	Dec-23	0.308
HR Coil	Nov-23	0.310
HR Coil	Oct-23	0.324
HR Coil	Sep-23	0.325

Material: HR Coil  
Units: USD/lbs



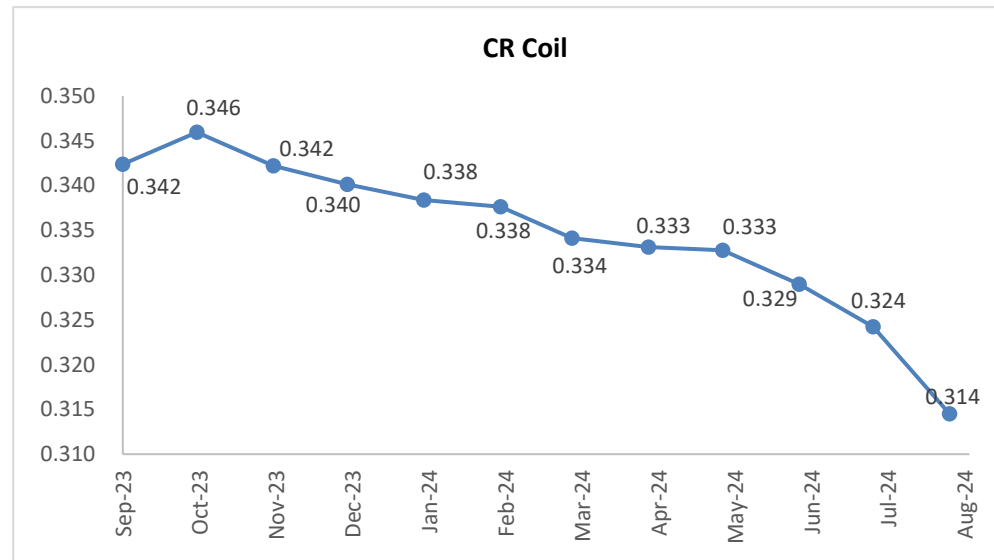
The prices are approx monthly average prices

DATA SOURCE:-CRISIL

# CR Coil

Material: CR Coil  
Units: USD/lbs

Material	Month	CR Coil
CR Coil	Aug-24	0.314
CR Coil	Jul-24	0.324
CR Coil	Jun-24	0.329
CR Coil	May-24	0.333
CR Coil	Apr-24	0.333
CR Coil	Mar-24	0.334
CR Coil	Feb-24	0.338
CR Coil	Jan-24	0.338
CR Coil	Dec-23	0.340
CR Coil	Nov-23	0.342
CR Coil	Oct-23	0.346
CR Coil	Sep-23	0.342

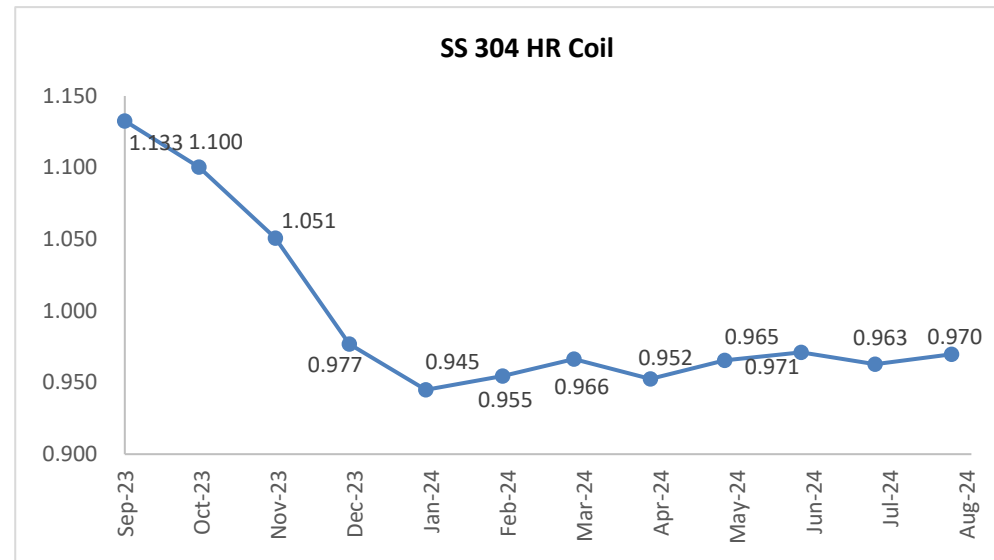


DATA SOURCE:-MMR/CRISIL

# SS 304 HR Coil

Material: SS 304 HR Coil  
Units: USD/lbs

Material	Month	SS 304 HR Coil
SS 304 HR Coil	Aug-24	0.970
SS 304 HR Coil	Jul-24	0.963
SS 304 HR Coil	Jun-24	0.971
SS 304 HR Coil	May-24	0.965
SS 304 HR Coil	Apr-24	0.952
SS 304 HR Coil	Mar-24	0.966
SS 304 HR Coil	Feb-24	0.955
SS 304 HR Coil	Jan-24	0.945
SS 304 HR Coil	Dec-23	0.977
SS 304 HR Coil	Nov-23	1.051
SS 304 HR Coil	Oct-23	1.100
SS 304 HR Coil	Sep-23	1.133

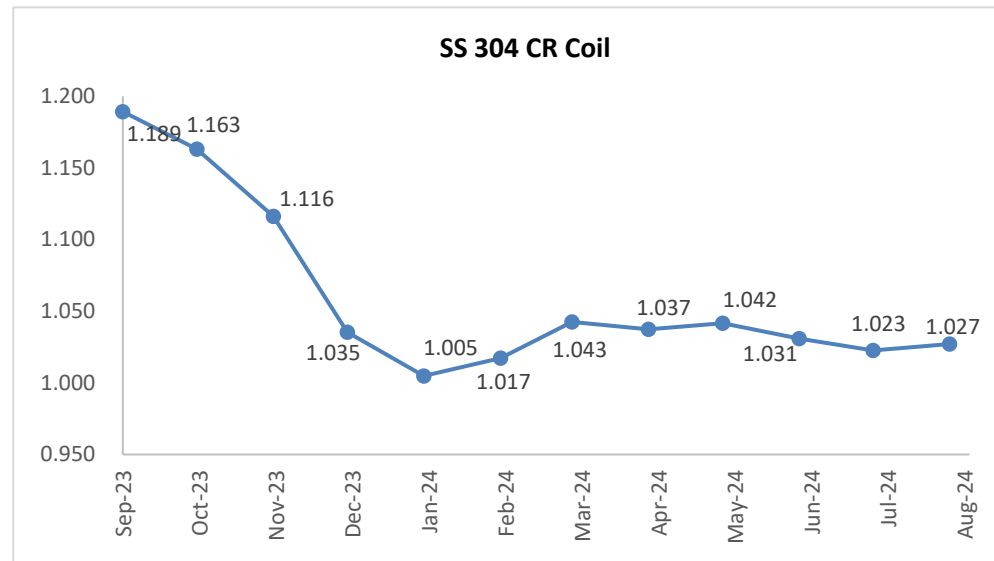


DATA SOURCE:-CRISIL

# SS 304 CR Coil

Material: SS 304 CR Coil  
Units: USD/lbs

Material	Month	SS 304 CR Coil
SS 304 CR Coil	Aug-24	1.027
SS 304 CR Coil	Jul-24	1.023
SS 304 CR Coil	Jun-24	1.031
SS 304 CR Coil	May-24	1.042
SS 304 CR Coil	Apr-24	1.037
SS 304 CR Coil	Mar-24	1.043
SS 304 CR Coil	Feb-24	1.017
SS 304 CR Coil	Jan-24	1.005
SS 304 CR Coil	Dec-23	1.035
SS 304 CR Coil	Nov-23	1.116
SS 304 CR Coil	Oct-23	1.163
SS 304 CR Coil	Sep-23	1.189

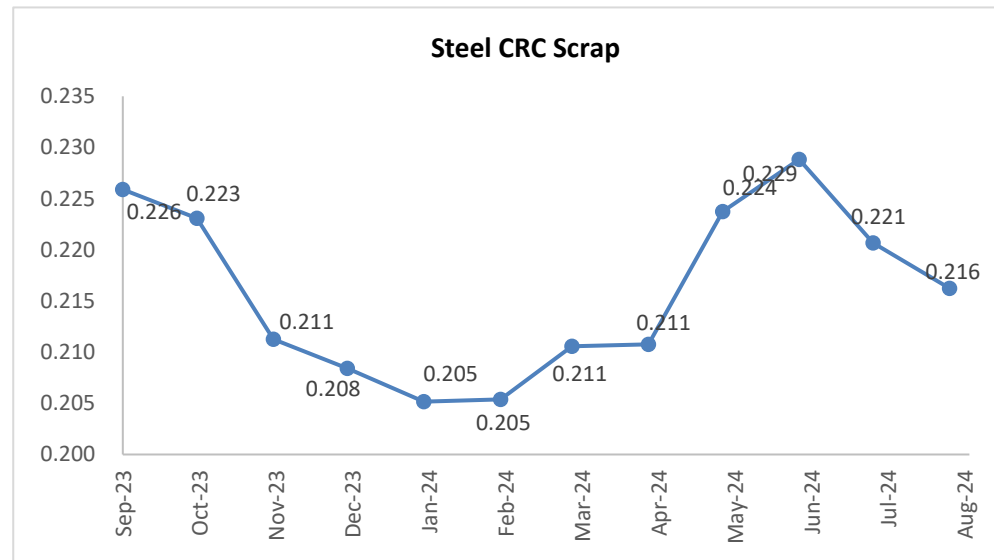


DATA SOURCE:-CRISIL

# Steel CRC Scrap

Material: Steel CRC Scrap  
Units: USD/lbs

Material	Month	Steel CRC Scrap
Steel CRC Scrap	Aug-24	0.216
Steel CRC Scrap	Jul-24	0.221
Steel CRC Scrap	Jun-24	0.229
Steel CRC Scrap	May-24	0.224
Steel CRC Scrap	Apr-24	0.211
Steel CRC Scrap	Mar-24	0.211
Steel CRC Scrap	Feb-24	0.205
Steel CRC Scrap	Jan-24	0.205
Steel CRC Scrap	Dec-23	0.208
Steel CRC Scrap	Nov-23	0.211
Steel CRC Scrap	Oct-23	0.223
Steel CRC Scrap	Sep-23	0.226

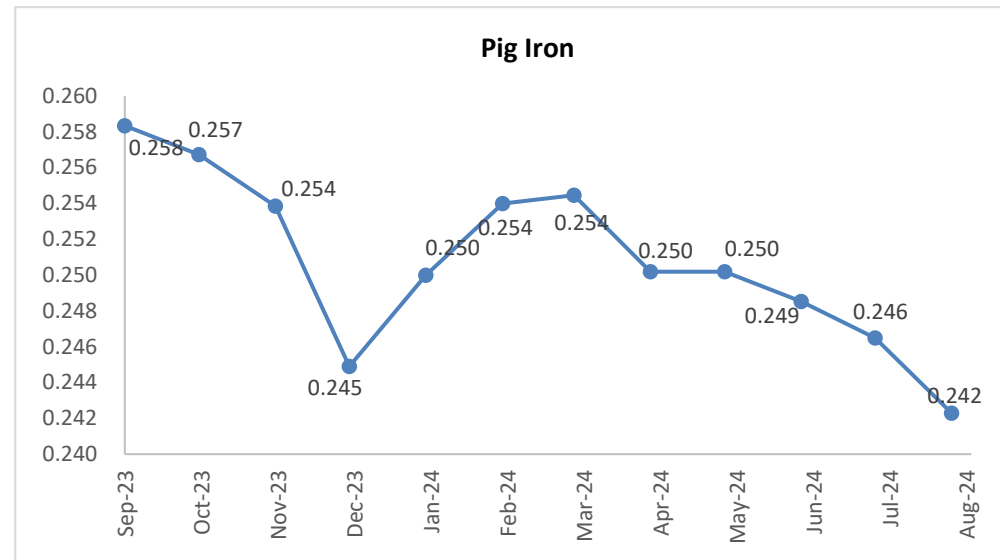


DATA SOURCE:- MMR

## Pig Iron

Material: Pig Iron  
Units: USD/lbs

Material	Month	Pig Iron
Pig Iron	Aug-24	0.242
Pig Iron	Jul-24	0.246
Pig Iron	Jun-24	0.249
Pig Iron	May-24	0.250
Pig Iron	Apr-24	0.250
Pig Iron	Mar-24	0.254
Pig Iron	Feb-24	0.254
Pig Iron	Jan-24	0.250
Pig Iron	Dec-23	0.245
Pig Iron	Nov-23	0.254
Pig Iron	Oct-23	0.257
Pig Iron	Sep-23	0.258



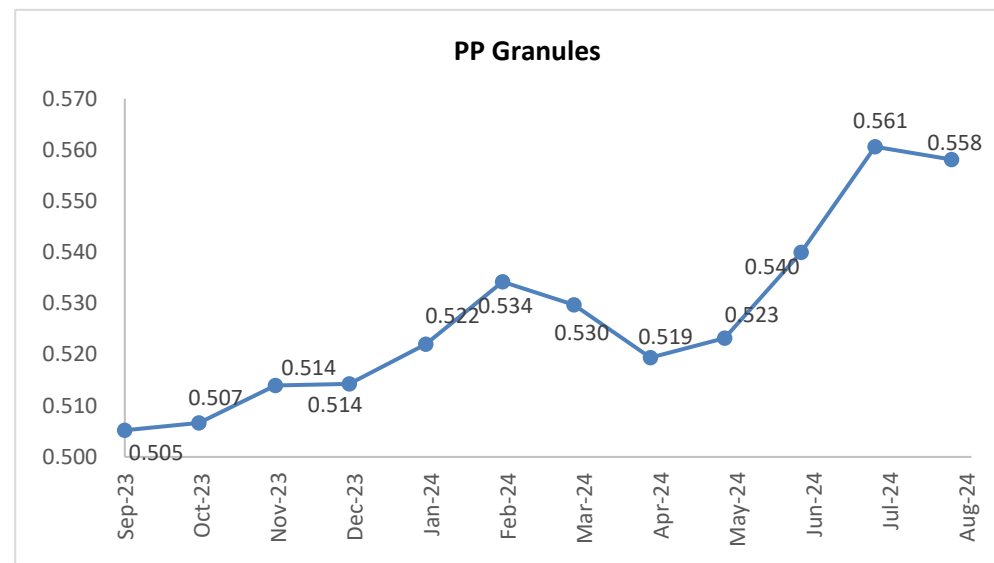
DATA SOURCE:-MMR



# PP Granules

Material: PP Granules  
Units: USD/lbs

Material	Month	PP Granules
PP Granules	Aug-24	0.558
PP Granules	Jul-24	0.561
PP Granules	Jun-24	0.540
PP Granules	May-24	0.523
PP Granules	Apr-24	0.519
PP Granules	Mar-24	0.530
PP Granules	Feb-24	0.534
PP Granules	Jan-24	0.522
PP Granules	Dec-23	0.514
PP Granules	Nov-23	0.514
PP Granules	Oct-23	0.507
PP Granules	Sep-23	0.505



PP Granules (Injection Molding Grade)

The above Prices are RIL(Reliance) PP prices  
– Ex works Jamnagar, Gujrat, India

The above prices are for the following grades of PP - H110MA  
/H200MA /H200MAL  
H110MS /H110MAK /H200MAK.

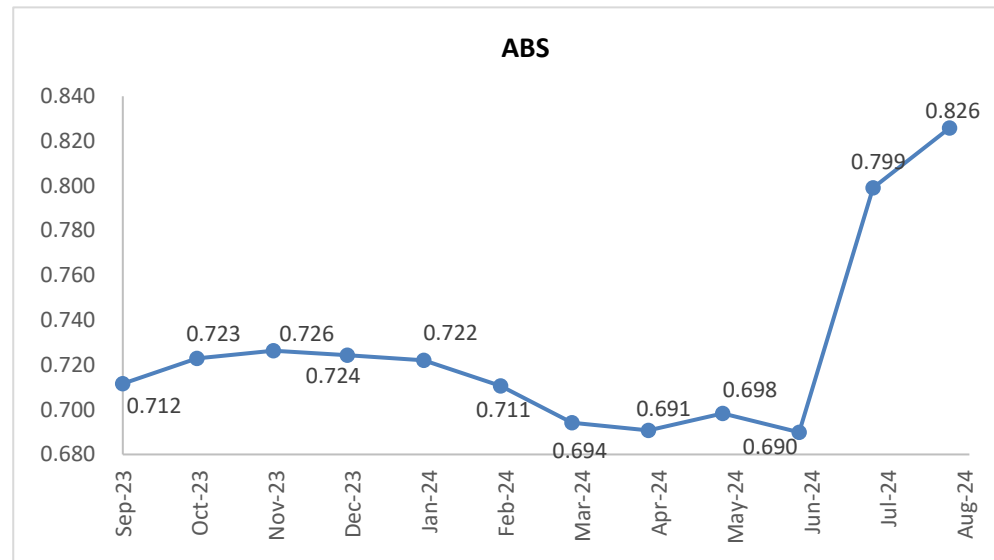
Prices are inclusive of Tax Jamnagar Warehouse Prices.

DATA SOURCE:-Reliance Industries

# ABS

Material: ABS  
Units: USD/lbs

Material	Month	ABS
ABS	Aug-24	0.826
ABS	Jul-24	0.799
ABS	Jun-24	0.690
ABS	May-24	0.698
ABS	Apr-24	0.691
ABS	Mar-24	0.694
ABS	Feb-24	0.711
ABS	Jan-24	0.722
ABS	Dec-23	0.724
ABS	Nov-23	0.726
ABS	Oct-23	0.723
ABS	Sep-23	0.712

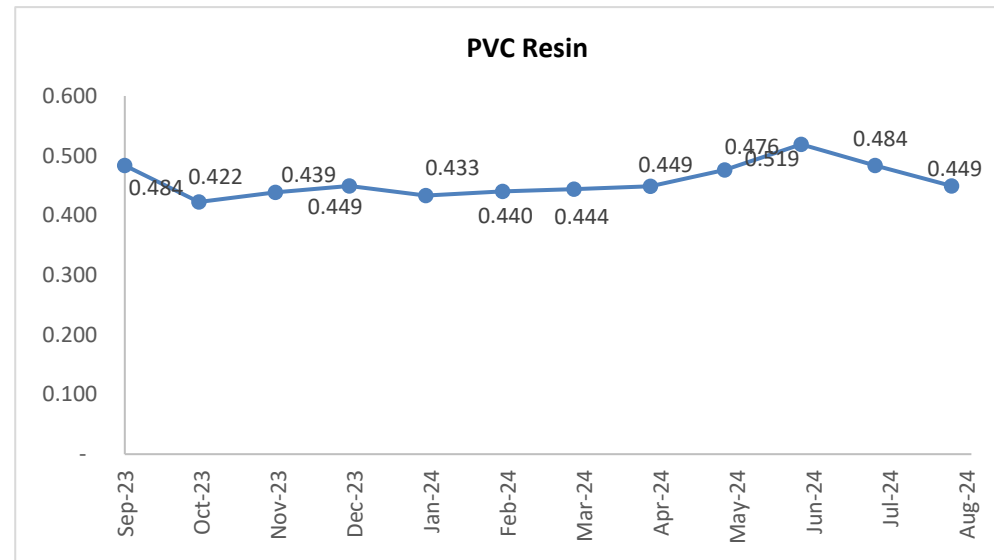


DATA SOURCE:-CMIE/LANXESS

# PVC Resin

Material: PVC Resin  
Units: USD/lbs

Material	Month	PVC Resin
PVC Resin	Aug-24	0.449
PVC Resin	Jul-24	0.484
PVC Resin	Jun-24	0.519
PVC Resin	May-24	0.476
PVC Resin	Apr-24	0.449
PVC Resin	Mar-24	0.444
PVC Resin	Feb-24	0.440
PVC Resin	Jan-24	0.433
PVC Resin	Dec-23	0.449
PVC Resin	Nov-23	0.439
PVC Resin	Oct-23	0.422
PVC Resin	Sep-23	0.484



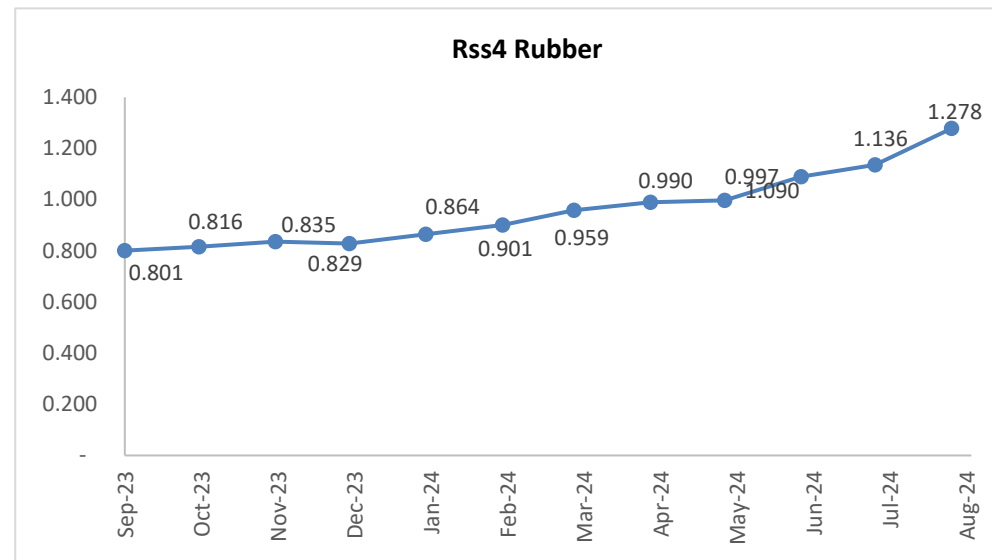
The above prices are for the following grade of PVC – 57GMR01

DATA SOURCE:- Reliance Industries

# Rss4 Rubber

Material: Rss4 Rubber  
Units: USD/lbs

Material	Month	Rss4 Rubber
Rss4 Rubber	Aug-24	1.278
Rss4 Rubber	Jul-24	1.136
Rss4 Rubber	Jun-24	1.090
Rss4 Rubber	May-24	0.997
Rss4 Rubber	Apr-24	0.990
Rss4 Rubber	Mar-24	0.959
Rss4 Rubber	Feb-24	0.901
Rss4 Rubber	Jan-24	0.864
Rss4 Rubber	Dec-23	0.829
Rss4 Rubber	Nov-23	0.835
Rss4 Rubber	Oct-23	0.816
Rss4 Rubber	Sep-23	0.801



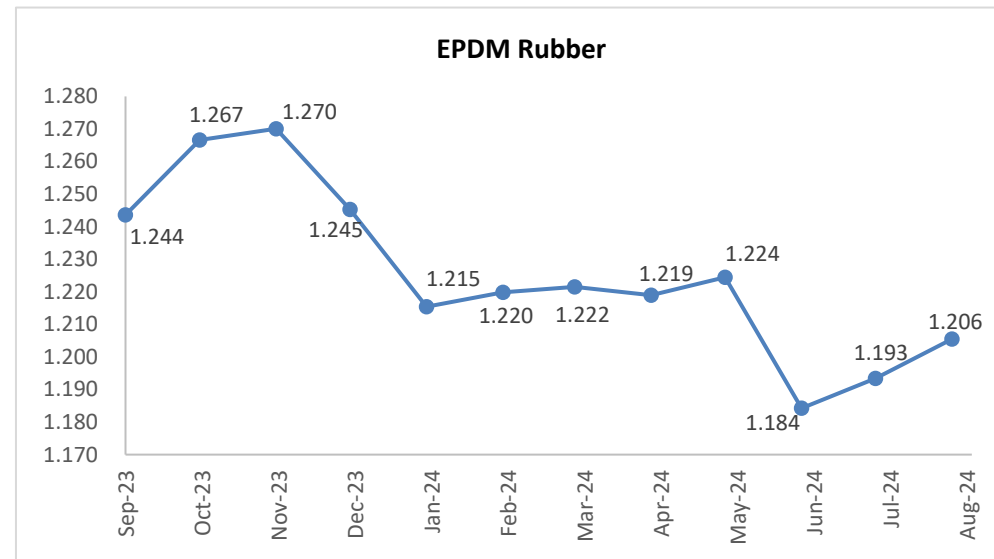
The prices are approx monthly average prices

DATA SOURCE:- Rubber Board

# EPDM Rubber

Material: EPDM Rubber  
Units: USD/lbs

Material	Month	EPDM Rubber
EPDM Rubber	Aug-24	1.206
EPDM Rubber	Jul-24	1.193
EPDM Rubber	Jun-24	1.184
EPDM Rubber	May-24	1.224
EPDM Rubber	Apr-24	1.219
EPDM Rubber	Mar-24	1.222
EPDM Rubber	Feb-24	1.220
EPDM Rubber	Jan-24	1.215
EPDM Rubber	Dec-23	1.245
EPDM Rubber	Nov-23	1.270
EPDM Rubber	Oct-23	1.267
EPDM Rubber	Sep-23	1.244



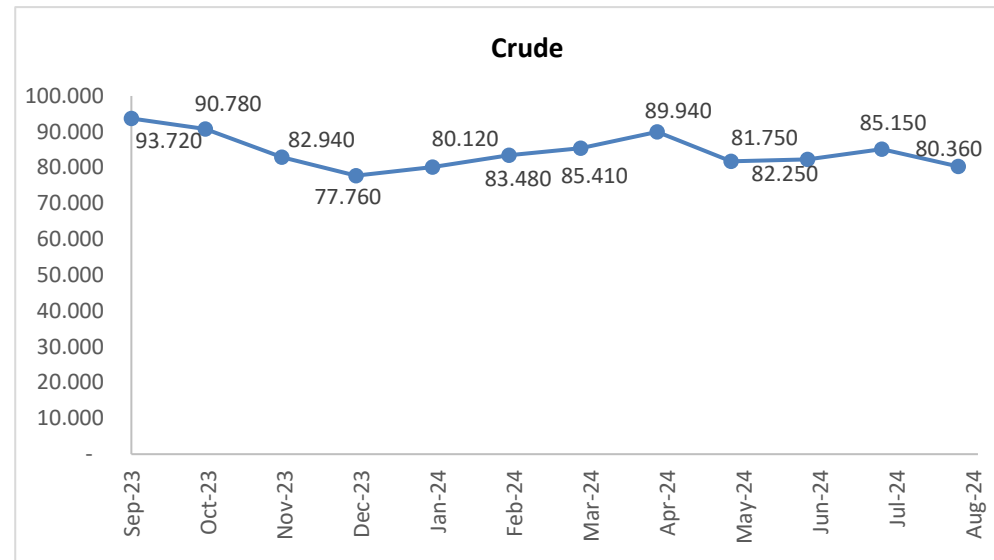
The prices are approx monthly average prices

DATA SOURCE:- Industry Sources

# Crude

Material: Crude  
Units: USD/Barrel

Material	Month	Crude
Crude	Aug-24	80.360
Crude	Jul-24	85.150
Crude	Jun-24	82.250
Crude	May-24	81.750
Crude	Apr-24	89.940
Crude	Mar-24	85.410
Crude	Feb-24	83.480
Crude	Jan-24	80.120
Crude	Dec-23	77.760
Crude	Nov-23	82.940
Crude	Oct-23	90.780
Crude	Sep-23	93.720



DATA SOURCE:- eia.doe.gov –  
Energy Information Administration- U.S

Europe Brent Spot Price FOB (Dollars per Barrel)

## DISCLAIMER



**“PSC Monthly RM Trends”** is an initiative of Pinnacle Sourcing & Consultancy Pvt. Ltd. which provides information on price trends of various commodities including Ferrous Metals, Non-Ferrous Metals, Plastic Polymers, Rubber. It also contains information on crude petroleum prices, foreign exchange rates.

The data sources are selected based on the advice of the industry experts.

This initiative was taken to provide compilation of the price movement of the key commodities for strategic decision making and not meant for influencing commercial transactions.

Pinnacle Sourcing & Consultancy Pvt. Ltd.  
(HQ: Gurugram, India)  
[www.pinnaclesourcing.net](http://www.pinnaclesourcing.net)  
[info@pinnaclesourcing.net](mailto:info@pinnaclesourcing.net)