



Sep-24

Content

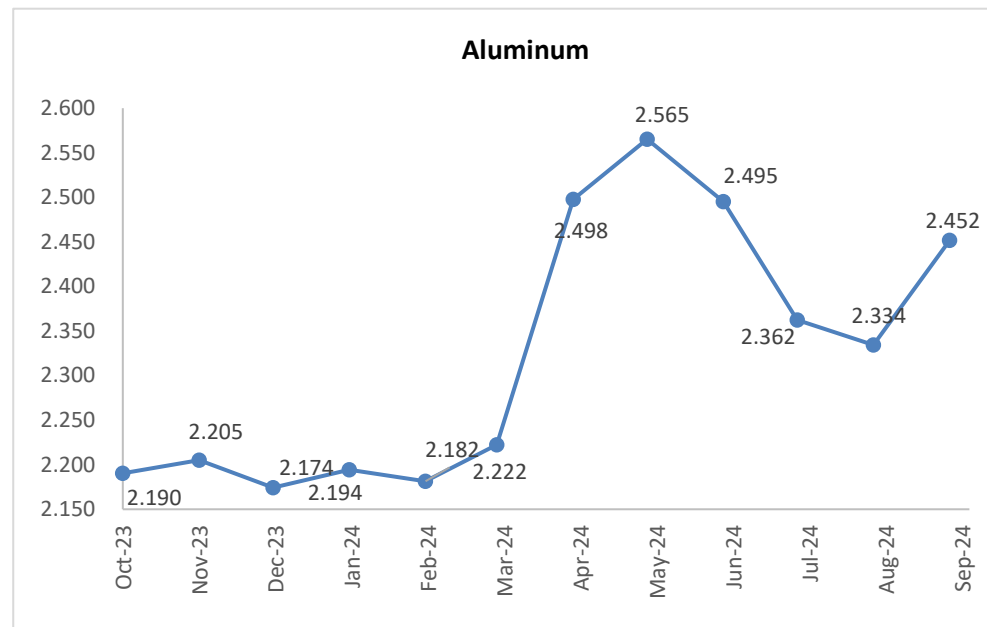
S. No	Material:	Page No
1	Virgin Aluminum	3
2	Aluminum Alloy	4
3	Copper	5
4	Zinc SHG	6
5	SS 304 Bright Bar	7
6	SS316 Bright Bar	8
7	EN8 Alloy Steel	9
8	20MnCr5 Alloy Steel	10
9	HR Coil	11
10	CR Coil	12
11	SS 304 HR Coil	13
12	SS 304 CR Coil	14
13	Steel CRC Scrap	15
14	Pig Iron	16
15	PP Granules	17
16	ABS	18
17	PVC Resin	19
18	Rss4 Rubber	20
19	EPDM Rubber	21
20	Crude	22

Virgin Aluminium

Material: Aluminum

Units: USD/kg

Material	Month	Aluminum
Aluminum	Sep-24	2.452
Aluminum	Aug-24	2.334
Aluminum	Jul-24	2.362
Aluminum	Jun-24	2.495
Aluminum	May-24	2.565
Aluminum	Apr-24	2.498
Aluminum	Mar-24	2.222
Aluminum	Feb-24	2.182
Aluminum	Jan-24	2.194
Aluminum	Dec-23	2.174
Aluminum	Nov-23	2.205
Aluminum	Oct-23	2.190



- P1020A in the North American and International Registration Record entitled “International Designations and Chemical Composition Limits for Unalloyed Aluminum” (revised March 2007)
- A199.70 in the GB/T 1196-2008 Standard entitled “Unalloyed aluminum ingots for remelting”

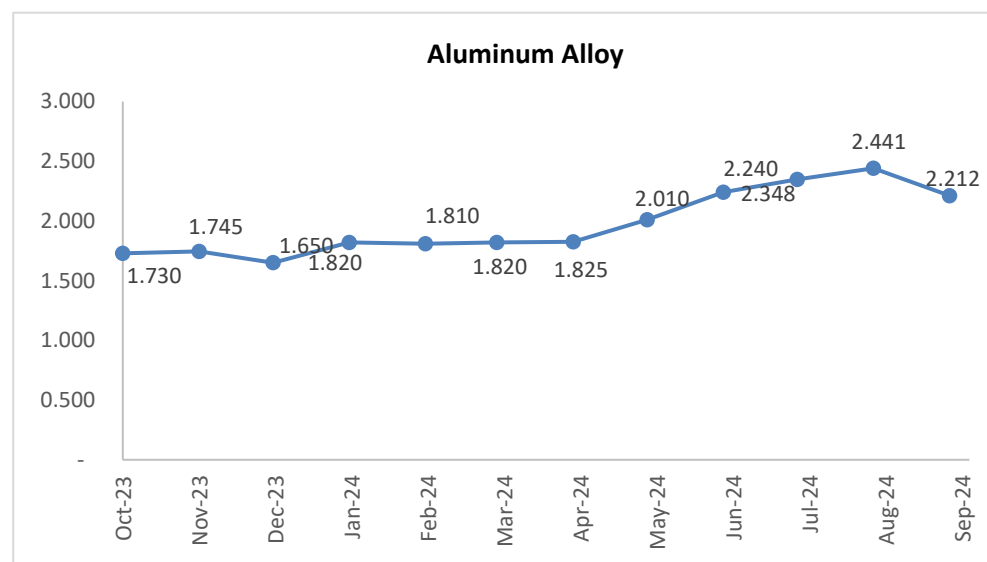
DATA SOURCE:-LME

Aluminum Alloy A380.1, 226/AD12.1

Material: Aluminum Alloy

Units: USD/kg

Material	Month	Aluminum Alloy
Aluminum Alloy	Sep-24	2.212
Aluminum Alloy	Aug-24	2.441
Aluminum Alloy	Jul-24	2.348
Aluminum Alloy	Jun-24	2.240
Aluminum Alloy	May-24	2.010
Aluminum Alloy	Apr-24	1.825
Aluminum Alloy	Mar-24	1.820
Aluminum Alloy	Feb-24	1.810
Aluminum Alloy	Jan-24	1.820
Aluminum Alloy	Dec-23	1.650
Aluminum Alloy	Nov-23	1.745
Aluminum Alloy	Oct-23	1.730



Aluminum alloy conforming to A380.1, 226 or AD12.1

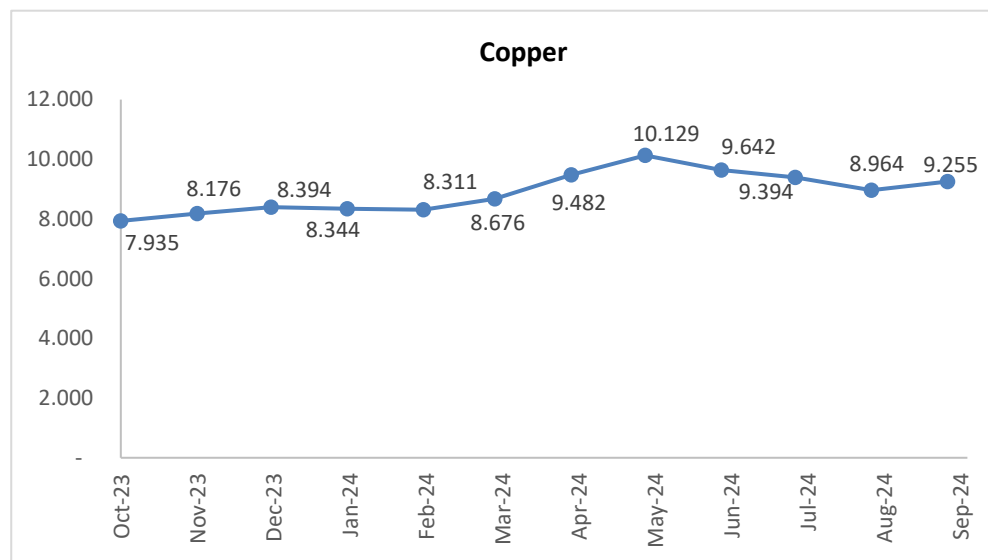
The prices are "LME 3 month mean" average prices

DATA SOURCE:-LME

Copper

Material	Month	Copper
Copper	Sep-24	9.255
Copper	Aug-24	8.964
Copper	Jul-24	9.394
Copper	Jun-24	9.642
Copper	May-24	10.129
Copper	Apr-24	9.482
Copper	Mar-24	8.676
Copper	Feb-24	8.311
Copper	Jan-24	8.344
Copper	Dec-23	8.394
Copper	Nov-23	8.176
Copper	Oct-23	7.935

Material: Copper
Units: USD/kg



Grade A copper must conform to the chemical composition of one of the following standards:
BS EN 1978:1998 - Cu-CATH-1
GB/T 467-2010 - Cu-CATH-1
ASTM B115-10 - cathode Grade 1

The prices are "LME 3 month mean "average prices

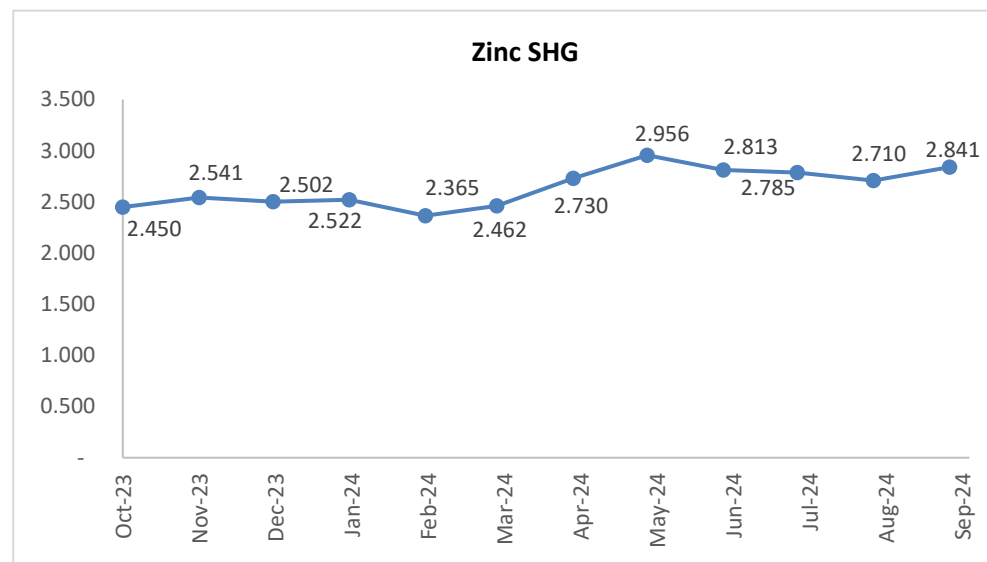
DATA SOURCE:-LME

Zinc SHG

Material: Zinc SHG

Units: USD/kg

Material	Month	Zinc SHG
Zinc SHG	Sep-24	2.841
Zinc SHG	Aug-24	2.710
Zinc SHG	Jul-24	2.785
Zinc SHG	Jun-24	2.813
Zinc SHG	May-24	2.956
Zinc SHG	Apr-24	2.730
Zinc SHG	Mar-24	2.462
Zinc SHG	Feb-24	2.365
Zinc SHG	Jan-24	2.522
Zinc SHG	Dec-23	2.502
Zinc SHG	Nov-23	2.541
Zinc SHG	Oct-23	2.450



**** SHG-Special High Grade**

The prices are "LME 3 month mean "average prices

Special high-grade zinc of 99.995% purity (minimum) must conform to the chemical composition of one of the following standards:

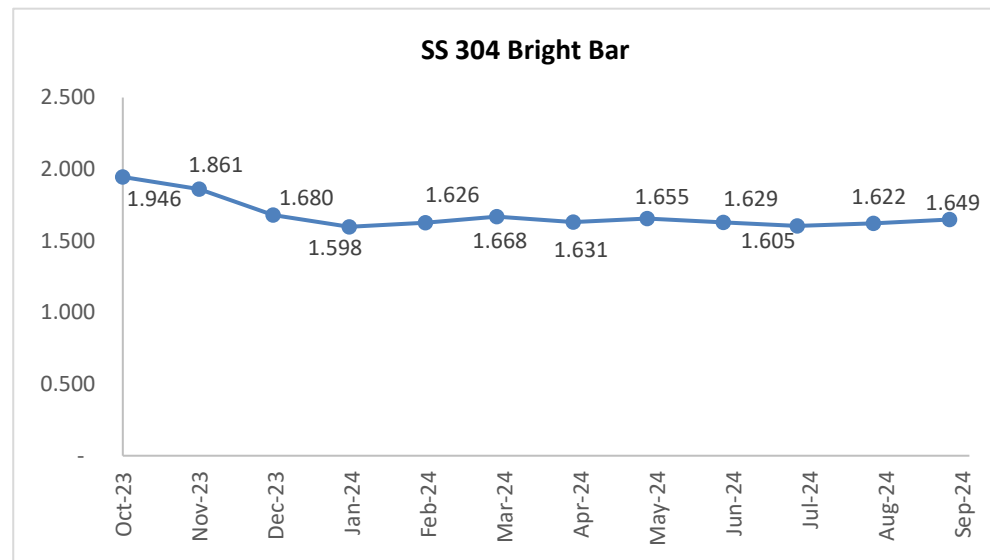
- BS EN 1179:2003 - 99.995% grade**
- ISO 752:2004 - ZN-1 grade**
- ASTM B6-12 - LME grade**
- GB/T 470-2008 - Zn99.995 grade**

DATA SOURCE:-LME

SS 304 Bright Bar

Material: SS 304 Bright Bar
Units: USD/kg

Material	Month	SS 304 Bright Bar
SS 304 Bright Bar	Sep-24	1.649
SS 304 Bright Bar	Aug-24	1.622
SS 304 Bright Bar	Jul-24	1.605
SS 304 Bright Bar	Jun-24	1.629
SS 304 Bright Bar	May-24	1.655
SS 304 Bright Bar	Apr-24	1.631
SS 304 Bright Bar	Mar-24	1.668
SS 304 Bright Bar	Feb-24	1.626
SS 304 Bright Bar	Jan-24	1.598
SS 304 Bright Bar	Dec-23	1.680
SS 304 Bright Bar	Nov-23	1.861
SS 304 Bright Bar	Oct-23	1.946



The prices are approx monthly average prices

** SS Stainless Steel

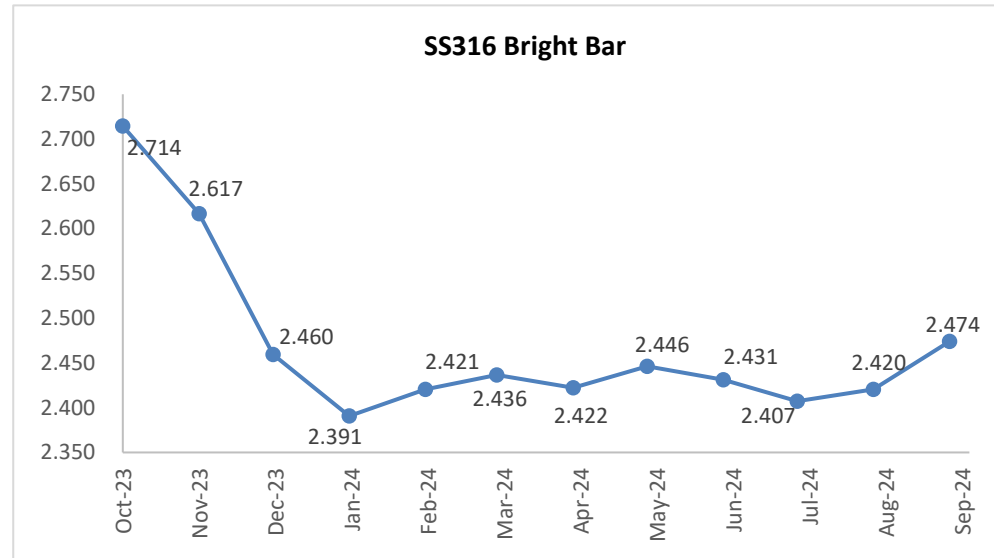
Approx Landed Prices at RM Dealers end for 100mm bright bars

DATA SOURCE:-RM Dealers in India

SS316 Bright Bar

Material: SS316 Bright Bar
Units: USD/kg

Material	Month	SS316 Bright Bar
SS316 Bright Bar	Sep-24	2.474
SS316 Bright Bar	Aug-24	2.420
SS316 Bright Bar	Jul-24	2.407
SS316 Bright Bar	Jun-24	2.431
SS316 Bright Bar	May-24	2.446
SS316 Bright Bar	Apr-24	2.422
SS316 Bright Bar	Mar-24	2.436
SS316 Bright Bar	Feb-24	2.421
SS316 Bright Bar	Jan-24	2.391
SS316 Bright Bar	Dec-23	2.460
SS316 Bright Bar	Nov-23	2.617
SS316 Bright Bar	Oct-23	2.714



The prices are approx monthly average prices

**** SS Stainless Steel**

Approx Landed Prices at RM Dealers end for 100mm bright bars

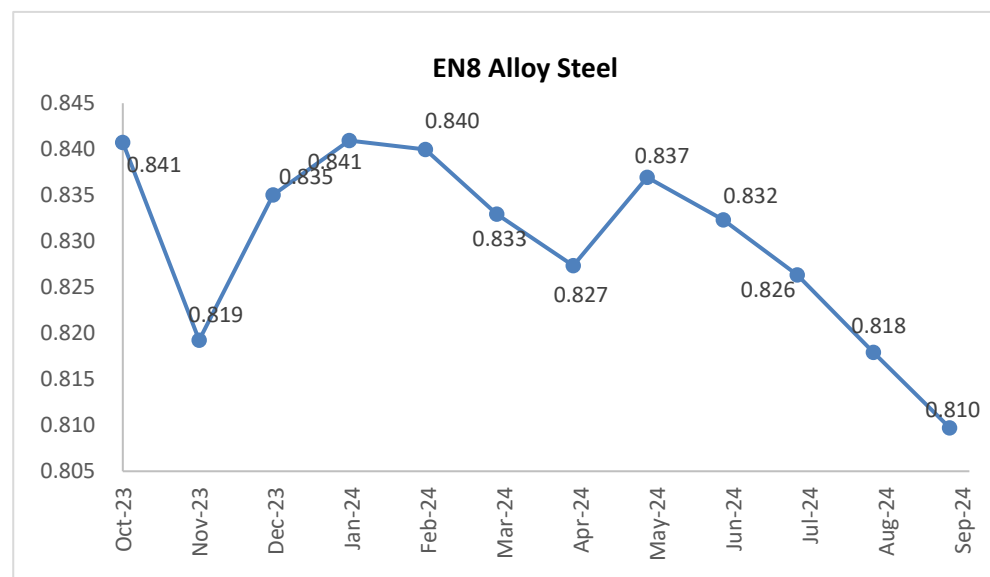
DATA SOURCE:-RM Dealers in India

EN8 Alloy Steel

Material: EN8 Alloy Steel

Units: USD/kg

Material	Month	EN8 Alloy Steel
EN8 Alloy Steel	Sep-24	0.810
EN8 Alloy Steel	Aug-24	0.818
EN8 Alloy Steel	Jul-24	0.826
EN8 Alloy Steel	Jun-24	0.832
EN8 Alloy Steel	May-24	0.837
EN8 Alloy Steel	Apr-24	0.827
EN8 Alloy Steel	Mar-24	0.833
EN8 Alloy Steel	Feb-24	0.840
EN8 Alloy Steel	Jan-24	0.841
EN8 Alloy Steel	Dec-23	0.835
EN8 Alloy Steel	Nov-23	0.819
EN8 Alloy Steel	Oct-23	0.841



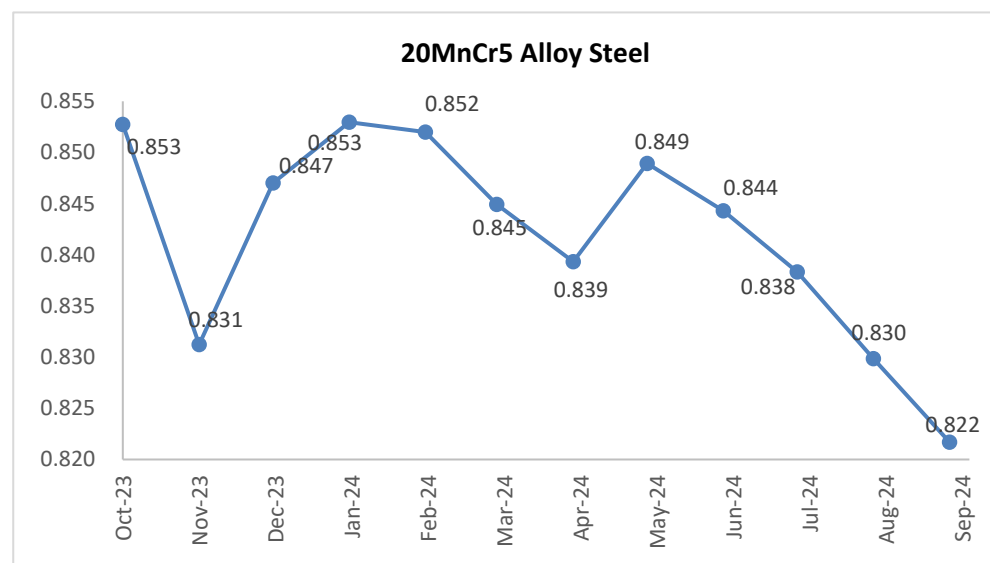
DATA SOURCE:-MMR

The prices are approx monthly average prices

20MnCr5 Alloy Steel

Material: 20MnCr5 Alloy Steel
Units: USD/kg

Material	Month	20MnCr5 Alloy Steel
20MnCr5 Alloy Steel	Sep-24	0.822
20MnCr5 Alloy Steel	Aug-24	0.830
20MnCr5 Alloy Steel	Jul-24	0.838
20MnCr5 Alloy Steel	Jun-24	0.844
20MnCr5 Alloy Steel	May-24	0.849
20MnCr5 Alloy Steel	Apr-24	0.839
20MnCr5 Alloy Steel	Mar-24	0.845
20MnCr5 Alloy Steel	Feb-24	0.852
20MnCr5 Alloy Steel	Jan-24	0.853
20MnCr5 Alloy Steel	Dec-23	0.847
20MnCr5 Alloy Steel	Nov-23	0.831
20MnCr5 Alloy Steel	Oct-23	0.853



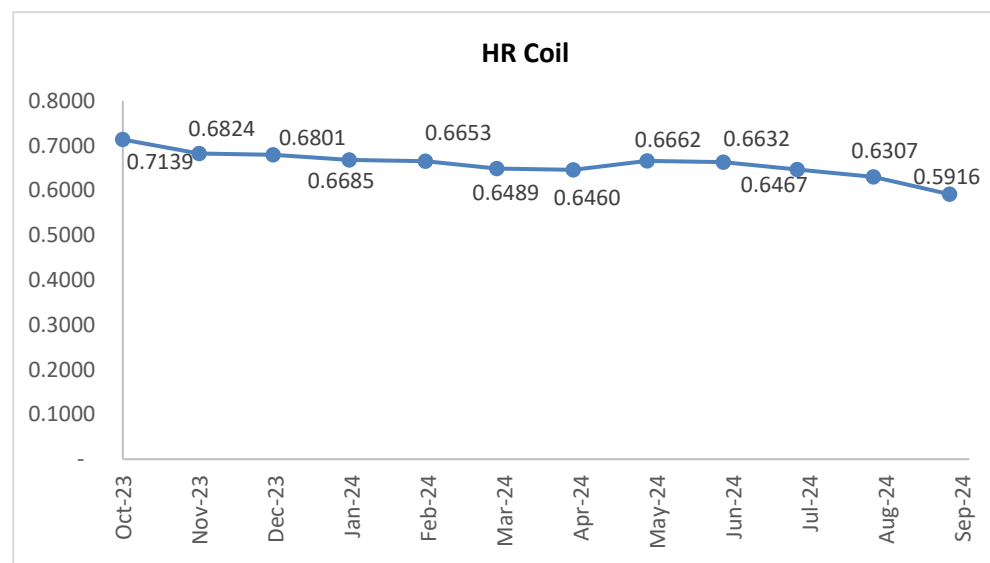
The prices are approx monthly average prices

DATA SOURCE:- CRISIL

HR Coil

Material	Month	HR Coil
HR Coil	Sep-24	0.5916
HR Coil	Aug-24	0.6307
HR Coil	Jul-24	0.6467
HR Coil	Jun-24	0.6632
HR Coil	May-24	0.6662
HR Coil	Apr-24	0.6460
HR Coil	Mar-24	0.6489
HR Coil	Feb-24	0.6653
HR Coil	Jan-24	0.6685
HR Coil	Dec-23	0.6801
HR Coil	Nov-23	0.6824
HR Coil	Oct-23	0.7139

Material: HR Coil
Units: USD/kg



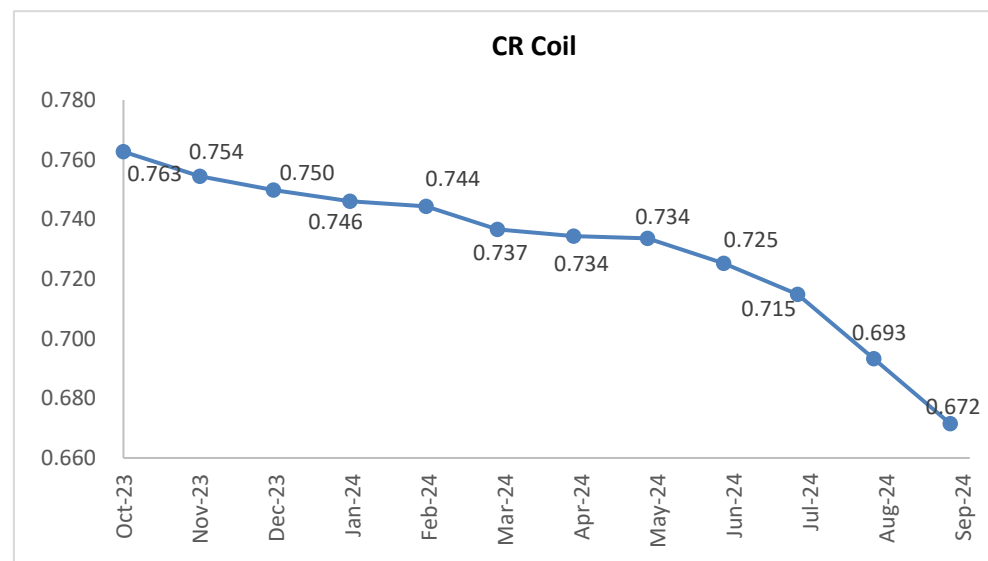
The prices are approx monthly average prices

DATA SOURCE:-CRISIL

CR Coil

Material: CR Coil
Units: USD/kg

Material	Month	CR Coil
CR Coil	Sep-24	0.672
CR Coil	Aug-24	0.693
CR Coil	Jul-24	0.715
CR Coil	Jun-24	0.725
CR Coil	May-24	0.734
CR Coil	Apr-24	0.734
CR Coil	Mar-24	0.737
CR Coil	Feb-24	0.744
CR Coil	Jan-24	0.746
CR Coil	Dec-23	0.750
CR Coil	Nov-23	0.754
CR Coil	Oct-23	0.763



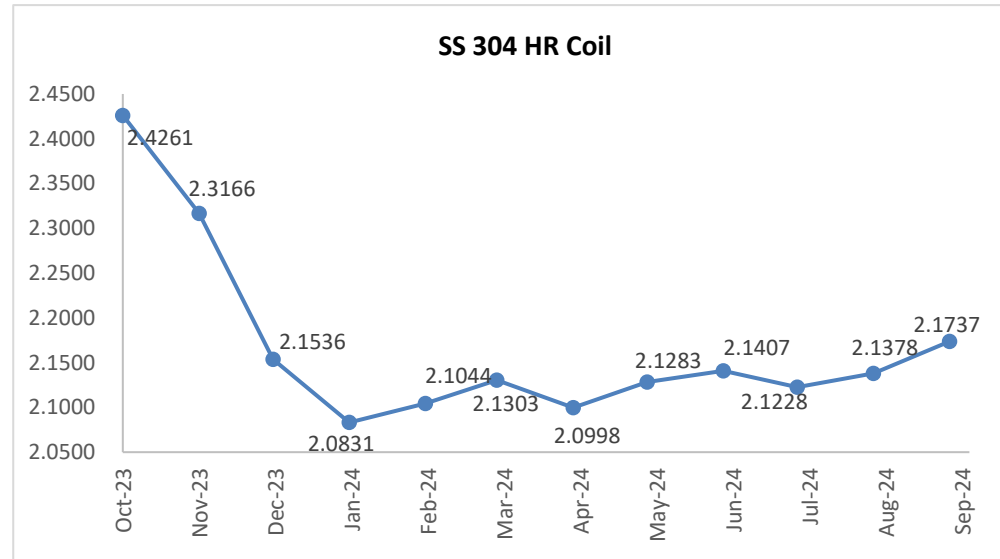
DATA SOURCE:-CRISIL

SS 304 HR Coil

Material: SS 304 HR Coil

Units: USD/kg

Material	Month	SS 304 HR Coil
SS 304 HR Coil	Sep-24	2.1737
SS 304 HR Coil	Aug-24	2.1378
SS 304 HR Coil	Jul-24	2.1228
SS 304 HR Coil	Jun-24	2.1407
SS 304 HR Coil	May-24	2.1283
SS 304 HR Coil	Apr-24	2.0998
SS 304 HR Coil	Mar-24	2.1303
SS 304 HR Coil	Feb-24	2.1044
SS 304 HR Coil	Jan-24	2.0831
SS 304 HR Coil	Dec-23	2.1536
SS 304 HR Coil	Nov-23	2.3166
SS 304 HR Coil	Oct-23	2.4261

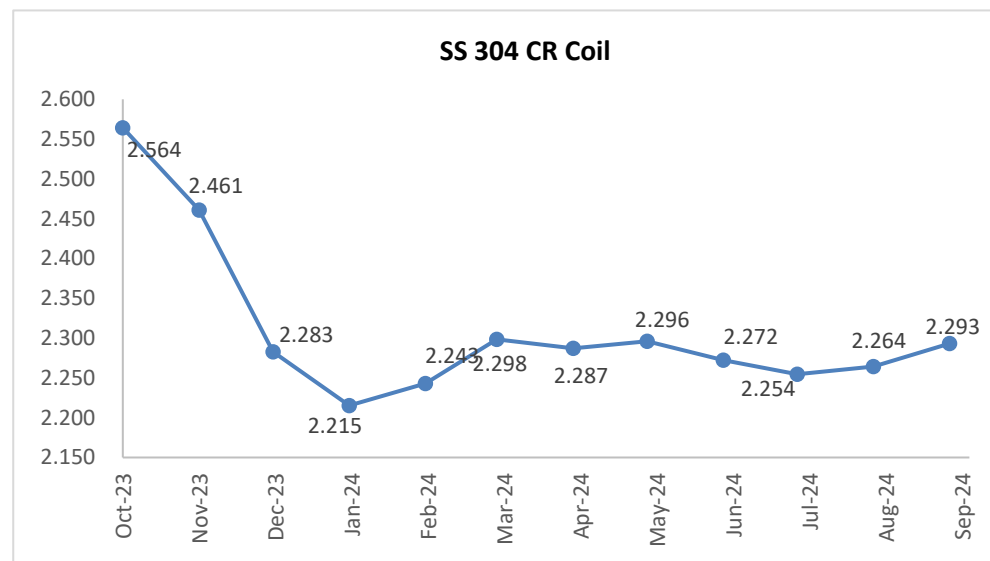


DATA SOURCE:-MMR/CRISIL

SS 304 CR Coil

Material: SS 304 CR Coil
Units: USD/kg

Material	Month	SS 304 CR Coil
SS 304 CR Coil	Sep-24	2.293
SS 304 CR Coil	Aug-24	2.264
SS 304 CR Coil	Jul-24	2.254
SS 304 CR Coil	Jun-24	2.272
SS 304 CR Coil	May-24	2.296
SS 304 CR Coil	Apr-24	2.287
SS 304 CR Coil	Mar-24	2.298
SS 304 CR Coil	Feb-24	2.243
SS 304 CR Coil	Jan-24	2.215
SS 304 CR Coil	Dec-23	2.283
SS 304 CR Coil	Nov-23	2.461
SS 304 CR Coil	Oct-23	2.564

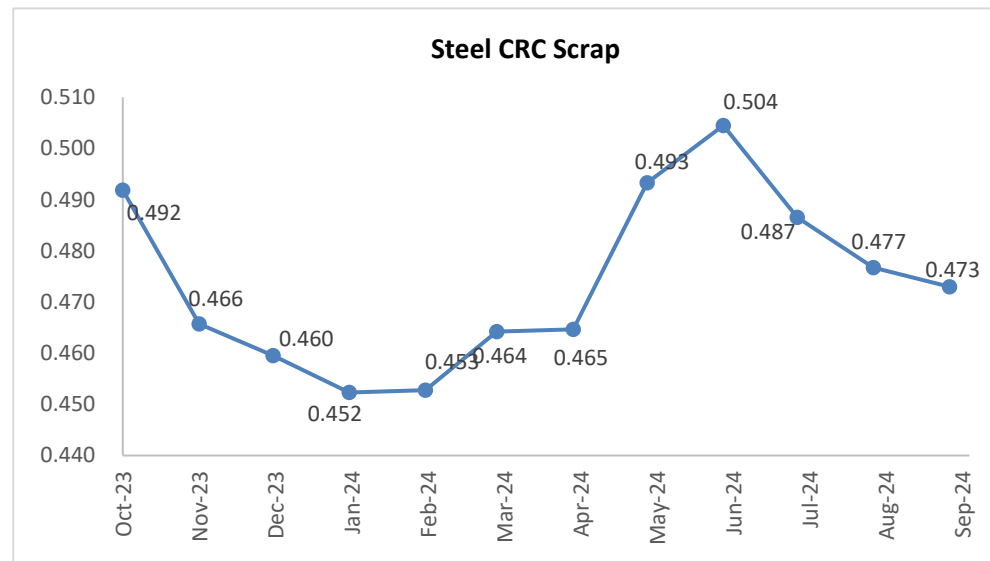


DATA SOURCE:-MMR/CRISIL

Steel CRC Scrap

Material: Steel CRC Scrap
Units: USD/kg

Material	Month	Steel CRC Scrap
Steel CRC Scrap	Sep-24	0.473
Steel CRC Scrap	Aug-24	0.477
Steel CRC Scrap	Jul-24	0.487
Steel CRC Scrap	Jun-24	0.504
Steel CRC Scrap	May-24	0.493
Steel CRC Scrap	Apr-24	0.465
Steel CRC Scrap	Mar-24	0.464
Steel CRC Scrap	Feb-24	0.453
Steel CRC Scrap	Jan-24	0.452
Steel CRC Scrap	Dec-23	0.460
Steel CRC Scrap	Nov-23	0.466
Steel CRC Scrap	Oct-23	0.492

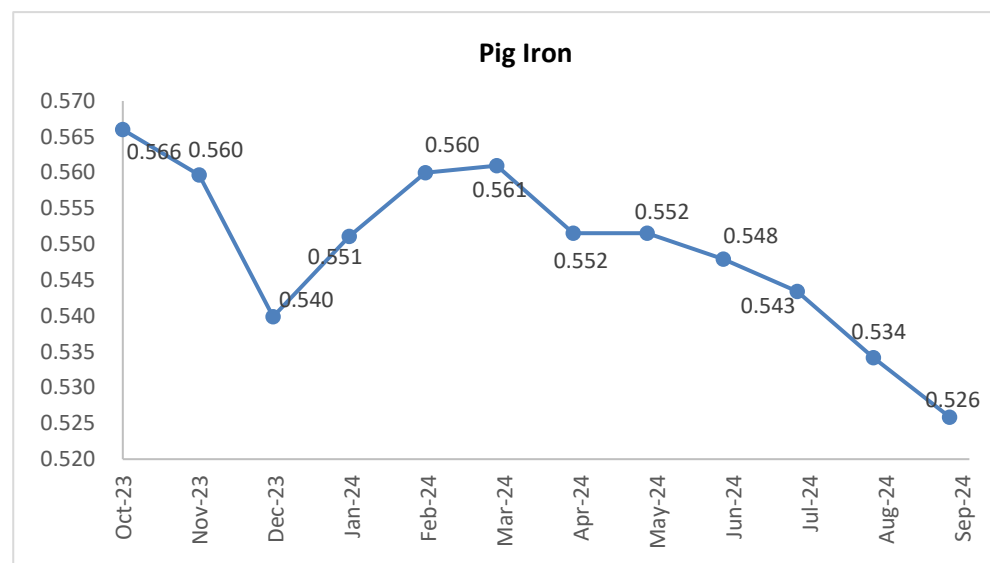


DATA SOURCE:- MMR

Pig Iron

Material: Pig Iron
Units: USD/kg

Material	Month	Pig Iron
Pig Iron	Sep-24	0.526
Pig Iron	Aug-24	0.534
Pig Iron	Jul-24	0.543
Pig Iron	Jun-24	0.548
Pig Iron	May-24	0.552
Pig Iron	Apr-24	0.552
Pig Iron	Mar-24	0.561
Pig Iron	Feb-24	0.560
Pig Iron	Jan-24	0.551
Pig Iron	Dec-23	0.540
Pig Iron	Nov-23	0.560
Pig Iron	Oct-23	0.566

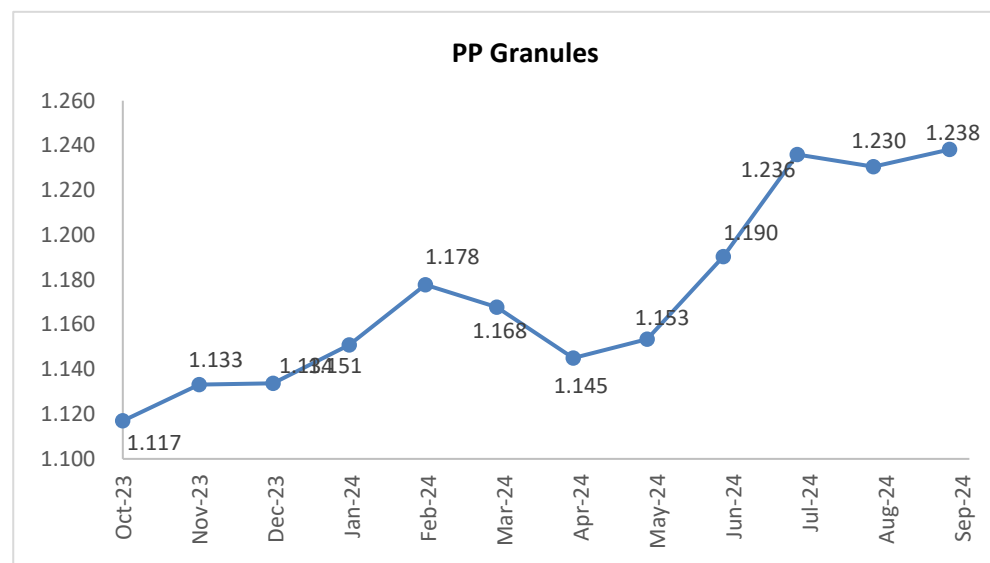


DATA SOURCE:-MMR

PP Granules

Material: PP Granules
Units: USD/kg

Material	Month	PP Granules
PP Granules	Sep-24	1.238
PP Granules	Aug-24	1.230
PP Granules	Jul-24	1.236
PP Granules	Jun-24	1.190
PP Granules	May-24	1.153
PP Granules	Apr-24	1.145
PP Granules	Mar-24	1.168
PP Granules	Feb-24	1.178
PP Granules	Jan-24	1.151
PP Granules	Dec-23	1.134
PP Granules	Nov-23	1.133
PP Granules	Oct-23	1.117



PP Granules (Injection Molding Grade)

The above Prices are RIL(Reliance) PP prices
– Ex works Jamnagar

The above prices are for the following grades of PP - H110MA
/H200MA /H200MAL
H110MS /H110MAK /H200MAK.

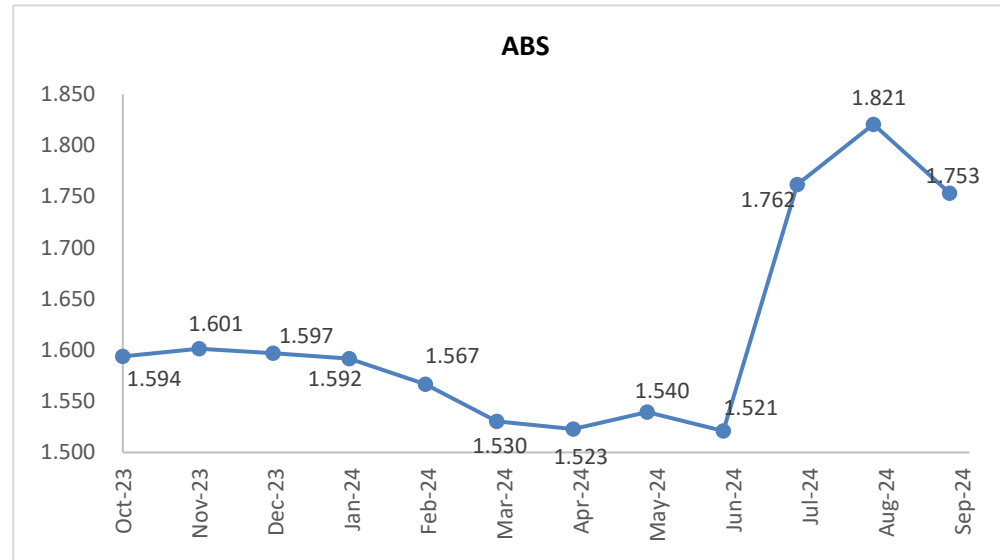
Prices are inclusive of Tax Jamnagar Warehouse Prices.

DATA SOURCE:-Reliance Industries

ABS

Material: ABS
Units: USD/kg

Material	Month	ABS
ABS	Sep-24	1.753
ABS	Aug-24	1.821
ABS	Jul-24	1.762
ABS	Jun-24	1.521
ABS	May-24	1.540
ABS	Apr-24	1.523
ABS	Mar-24	1.530
ABS	Feb-24	1.567
ABS	Jan-24	1.592
ABS	Dec-23	1.597
ABS	Nov-23	1.601
ABS	Oct-23	1.594

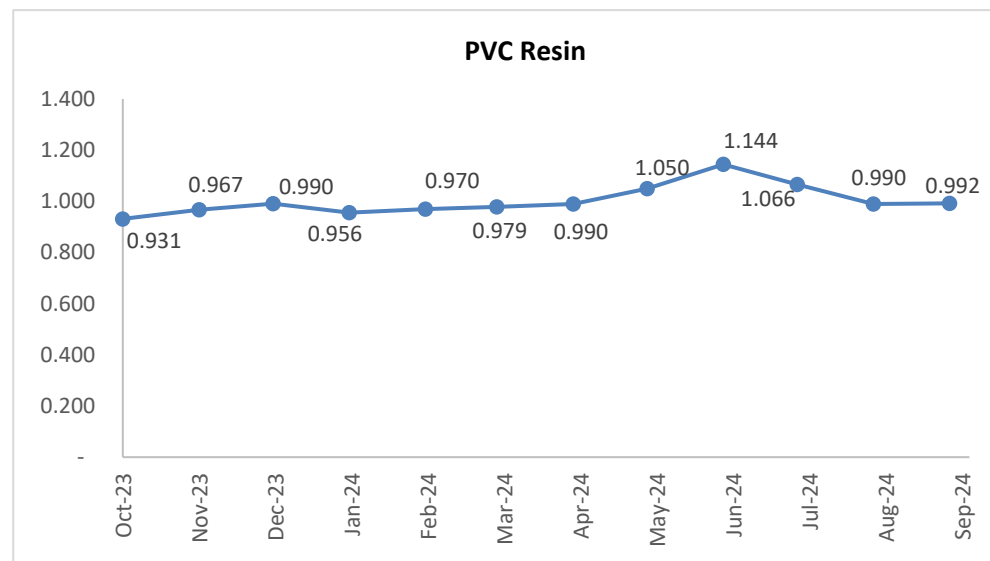


DATA SOURCE:-CMIE

PVC Resin

Material: PVC Resin
Units: USD/kg

Material	Month	PVC Resin
PVC Resin	Sep-24	0.992
PVC Resin	Aug-24	0.990
PVC Resin	Jul-24	1.066
PVC Resin	Jun-24	1.144
PVC Resin	May-24	1.050
PVC Resin	Apr-24	0.990
PVC Resin	Mar-24	0.979
PVC Resin	Feb-24	0.970
PVC Resin	Jan-24	0.956
PVC Resin	Dec-23	0.990
PVC Resin	Nov-23	0.967
PVC Resin	Oct-23	0.931



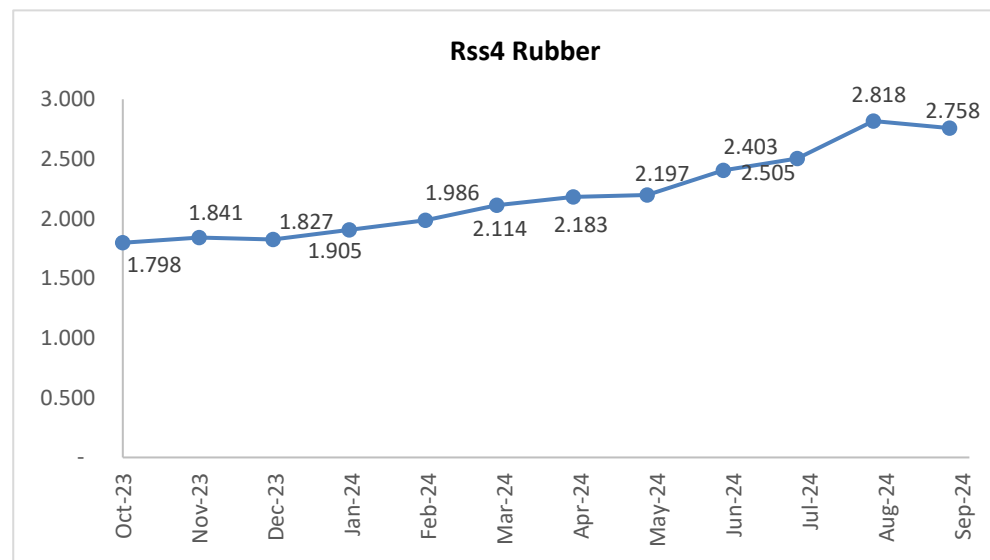
The above prices are for the following grade of PVC – 57GMR01

DATA SOURCE:- Reliance Industries

Rss4 Rubber

Material: Rss4 Rubber
Units: USD/kg

Material	Month	Rss4 Rubber
Rss4 Rubber	Sep-24	2.758
Rss4 Rubber	Aug-24	2.818
Rss4 Rubber	Jul-24	2.505
Rss4 Rubber	Jun-24	2.403
Rss4 Rubber	May-24	2.197
Rss4 Rubber	Apr-24	2.183
Rss4 Rubber	Mar-24	2.114
Rss4 Rubber	Feb-24	1.986
Rss4 Rubber	Jan-24	1.905
Rss4 Rubber	Dec-23	1.827
Rss4 Rubber	Nov-23	1.841
Rss4 Rubber	Oct-23	1.798



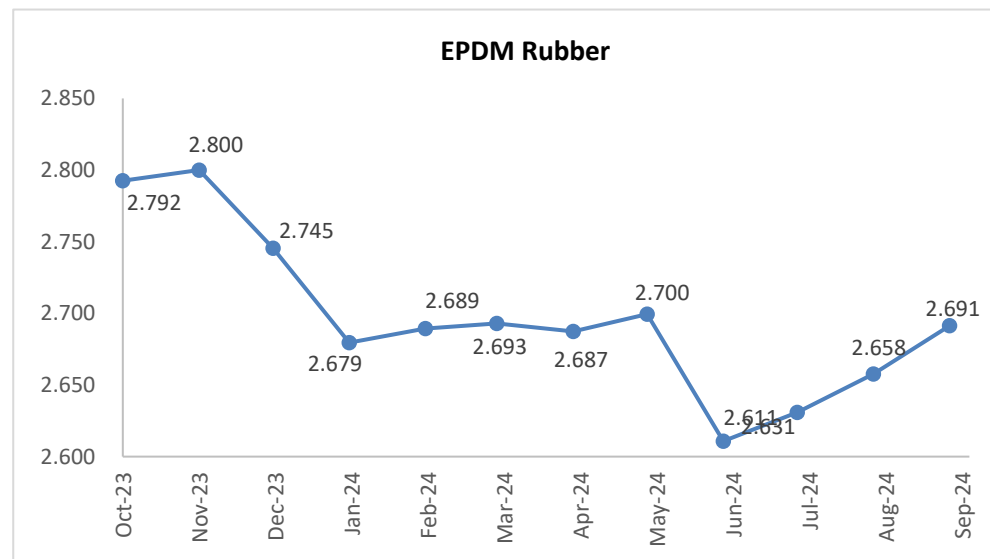
The prices are approx monthly average prices

DATA SOURCE:- Rubber Board

EPDM Rubber

Material: EPDM Rubber
Units: USD/kg

Material	Month	EPDM Rubber
EPDM Rubber	Sep-24	2.691
EPDM Rubber	Aug-24	2.658
EPDM Rubber	Jul-24	2.631
EPDM Rubber	Jun-24	2.611
EPDM Rubber	May-24	2.700
EPDM Rubber	Apr-24	2.687
EPDM Rubber	Mar-24	2.693
EPDM Rubber	Feb-24	2.689
EPDM Rubber	Jan-24	2.679
EPDM Rubber	Dec-23	2.745
EPDM Rubber	Nov-23	2.800
EPDM Rubber	Oct-23	2.792



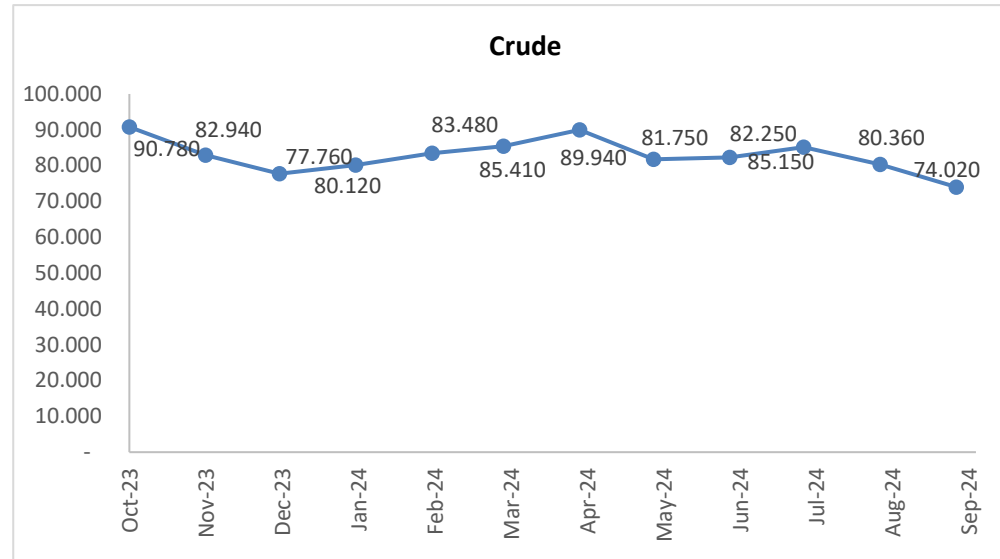
The prices are approx monthly average prices

DATA SOURCE:- Industry Sources

Crude

Material: Crude
Units: USD/Barrel

Material	Month	Crude
Crude	Sep-24	74.020
Crude	Aug-24	80.360
Crude	Jul-24	85.150
Crude	Jun-24	82.250
Crude	May-24	81.750
Crude	Apr-24	89.940
Crude	Mar-24	85.410
Crude	Feb-24	83.480
Crude	Jan-24	80.120
Crude	Dec-23	77.760
Crude	Nov-23	82.940
Crude	Oct-23	90.780



DATA SOURCE:- eia.doe.gov –
Energy Information Administration- U.S

Europe Brent Spot Price FOB (Dollars per Barrel)

DISCLAIMER



“PSC Monthly RM Trends” is an initiative of Pinnacle Sourcing & Consultancy Pvt. Ltd. which provides information on price trends of various commodities including Ferrous Metals, Non-Ferrous Metals, Plastic Polymers, Rubber. It also contains information on crude petroleum prices, foreign exchange rates.

The data sources are selected based on the advice of the industry experts.

This initiative was taken to provide compilation of the price movement of the key commodities for strategic decision making and not meant for influencing commercial transactions.

Pinnacle Sourcing & Consultancy Pvt. Ltd.
(HQ: Gurugram, India)
www.pinnaclesourcing.net
info@pinnaclesourcing.net