



Oct-24

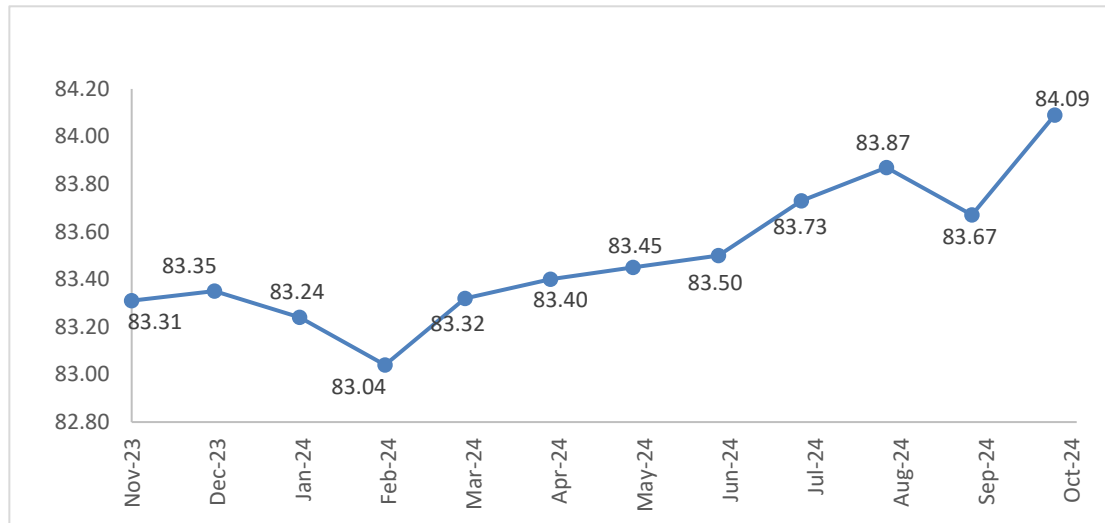
## Content

S. No	Currency	Page No
1	Indian Rupee	3
2	Euro	4
3	Canadian Dollar	5
4	Chinese Yuan Renminbi	6
5	Mexican Peso	7
6	Vietnamese Dong (per 1000)	8
7	Thai Baht	9
8	Japanese Yen	10
9	Taiwanese Dollar	11
10	Turkish Lira	12

# Indian Rupee

Currency                      Indian Rupee  
 Converted Currency      US\$

Currency	Month	US\$
Indian Rupee	Oct-24	84.09
Indian Rupee	Sep-24	83.67
Indian Rupee	Aug-24	83.87
Indian Rupee	Jul-24	83.73
Indian Rupee	Jun-24	83.50
Indian Rupee	May-24	83.45
Indian Rupee	Apr-24	83.40
Indian Rupee	Mar-24	83.32
Indian Rupee	Feb-24	83.04
Indian Rupee	Jan-24	83.24
Indian Rupee	Dec-23	83.35
Indian Rupee	Nov-23	83.31

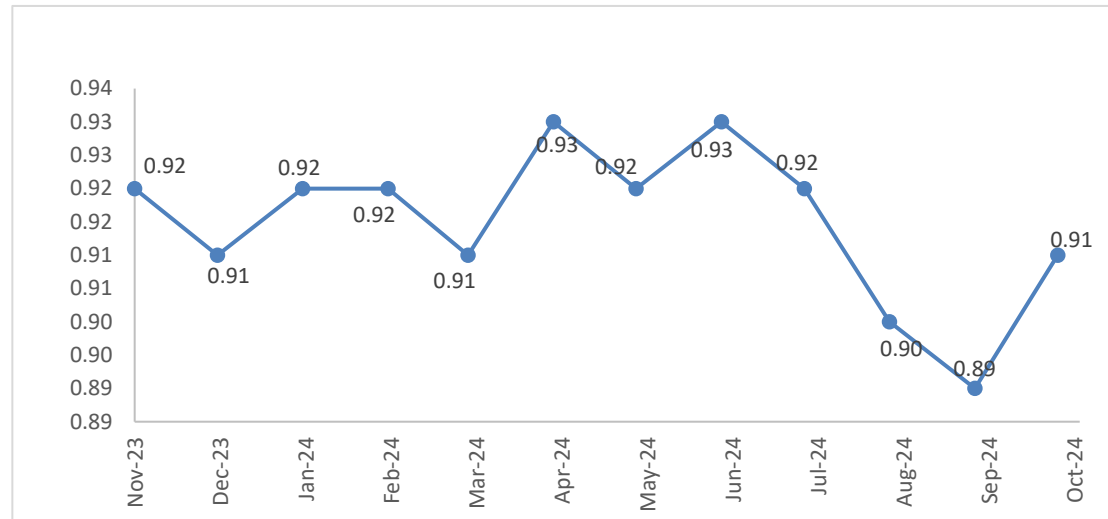


DATA SOURCE:- OANDA

## Euro

Currency                      Euro  
Converted Currency        US\$

Currency	Month	US\$
Euro	Oct-24	0.91
Euro	Sep-24	0.89
Euro	Aug-24	0.90
Euro	Jul-24	0.92
Euro	Jun-24	0.93
Euro	May-24	0.92
Euro	Apr-24	0.93
Euro	Mar-24	0.91
Euro	Feb-24	0.92
Euro	Jan-24	0.92
Euro	Dec-23	0.91
Euro	Nov-23	0.92

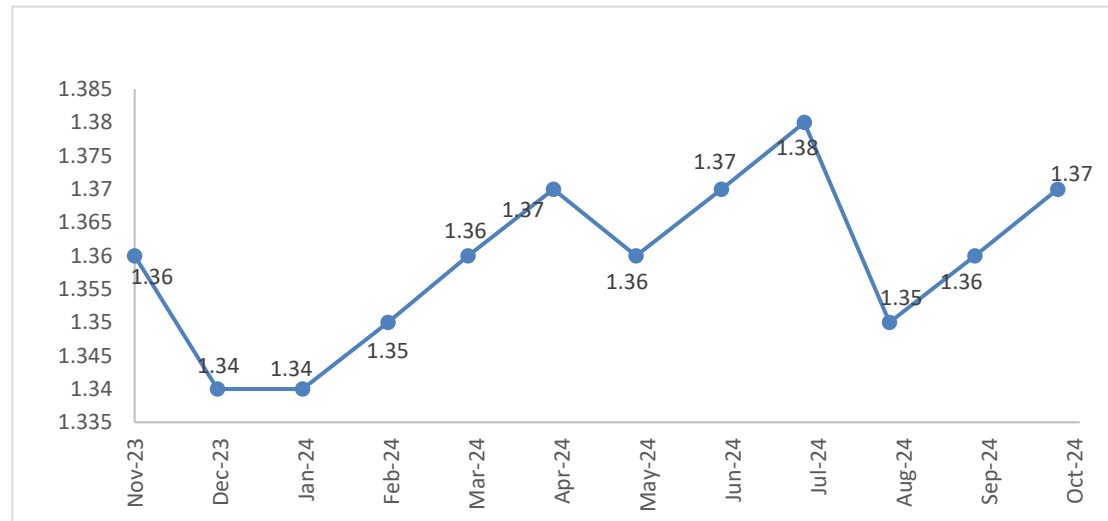


DATA SOURCE:- OANDA

## Canadian Dollar

Currency                      Canadian Dollar  
Converted Currency        US\$

Currency	Month	US\$
Canadian Dollar	Oct-24	1.37
Canadian Dollar	Sep-24	1.36
Canadian Dollar	Aug-24	1.35
Canadian Dollar	Jul-24	1.38
Canadian Dollar	Jun-24	1.37
Canadian Dollar	May-24	1.36
Canadian Dollar	Apr-24	1.37
Canadian Dollar	Mar-24	1.36
Canadian Dollar	Feb-24	1.35
Canadian Dollar	Jan-24	1.34
Canadian Dollar	Dec-23	1.34
Canadian Dollar	Nov-23	1.36

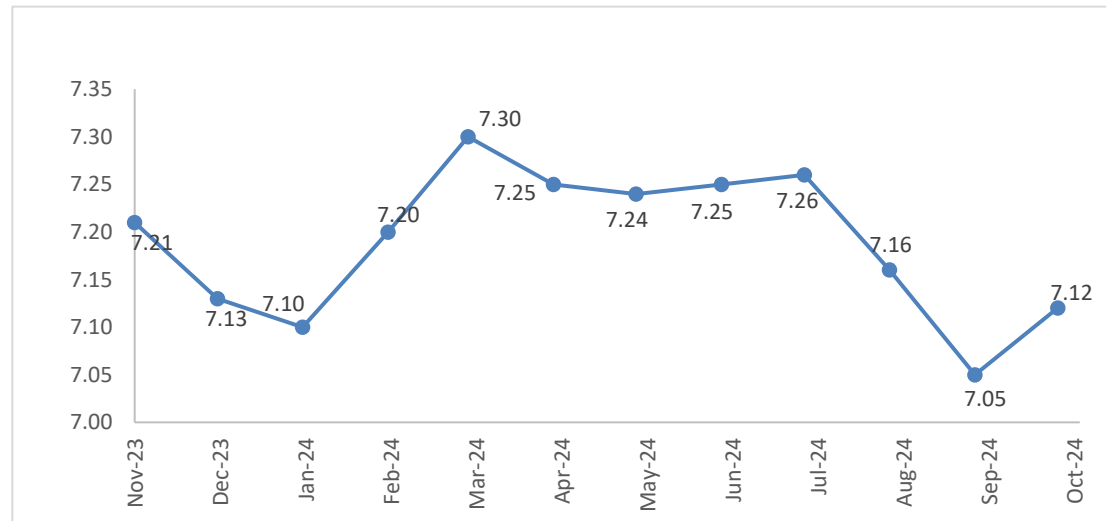


DATA SOURCE:- OANDA

## Chinese Yuan Renminbi

Currency                      Chinese Yuan Renminbi  
Converted Currency        US\$

Currency	Month	US\$
Chinese Yuan Renminbi	Oct-24	7.12
Chinese Yuan Renminbi	Sep-24	7.05
Chinese Yuan Renminbi	Aug-24	7.16
Chinese Yuan Renminbi	Jul-24	7.26
Chinese Yuan Renminbi	Jun-24	7.25
Chinese Yuan Renminbi	May-24	7.24
Chinese Yuan Renminbi	Apr-24	7.25
Chinese Yuan Renminbi	Mar-24	7.30
Chinese Yuan Renminbi	Feb-24	7.20
Chinese Yuan Renminbi	Jan-24	7.10
Chinese Yuan Renminbi	Dec-23	7.13
Chinese Yuan Renminbi	Nov-23	7.21

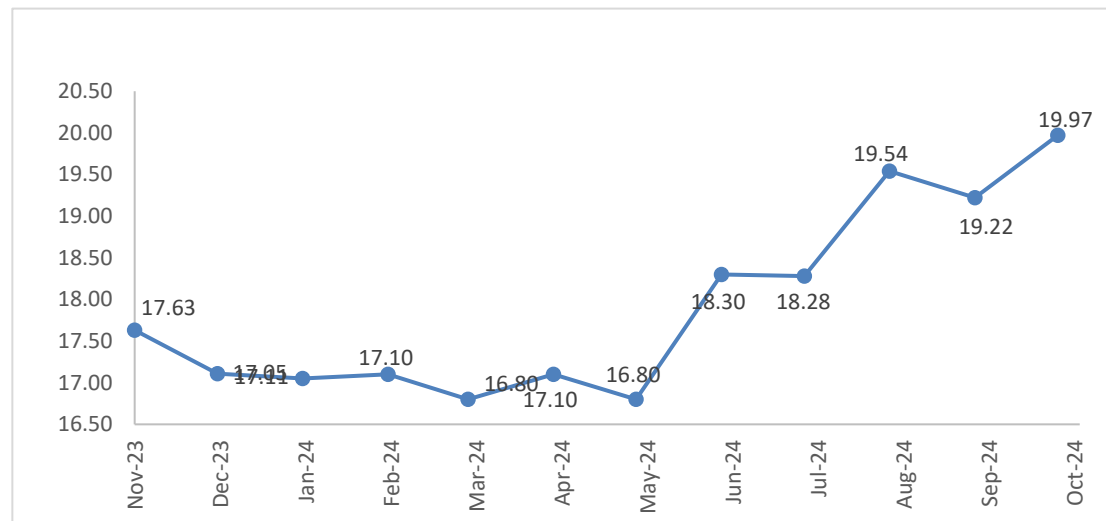


DATA SOURCE:- OANDA

## Mexican Peso

Currency Mexican Peso  
Converted Currency US\$

Currency	Month	US\$
Mexican Peso	Oct-24	19.97
Mexican Peso	Sep-24	19.22
Mexican Peso	Aug-24	19.54
Mexican Peso	Jul-24	18.28
Mexican Peso	Jun-24	18.30
Mexican Peso	May-24	16.80
Mexican Peso	Apr-24	17.10
Mexican Peso	Mar-24	16.80
Mexican Peso	Feb-24	17.10
Mexican Peso	Jan-24	17.05
Mexican Peso	Dec-23	17.11
Mexican Peso	Nov-23	17.63

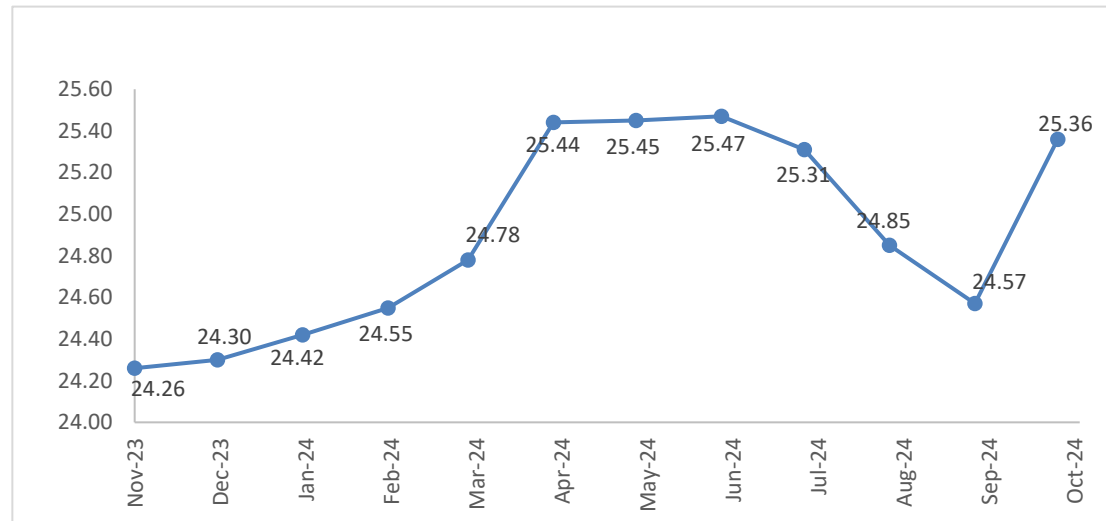


DATA SOURCE:- OANDA

## Vietnamese Dong (per 1000)

Currency Vietnamese Dong (per 1000)  
Converted Currency US\$

Currency	Month	US\$
Vietnamese Dong (per 1000)	Oct-24	25.36
Vietnamese Dong (per 1000)	Sep-24	24.57
Vietnamese Dong (per 1000)	Aug-24	24.85
Vietnamese Dong (per 1000)	Jul-24	25.31
Vietnamese Dong (per 1000)	Jun-24	25.47
Vietnamese Dong (per 1000)	May-24	25.45
Vietnamese Dong (per 1000)	Apr-24	25.44
Vietnamese Dong (per 1000)	Mar-24	24.78
Vietnamese Dong (per 1000)	Feb-24	24.55
Vietnamese Dong (per 1000)	Jan-24	24.42
Vietnamese Dong (per 1000)	Dec-23	24.30
Vietnamese Dong (per 1000)	Nov-23	24.26



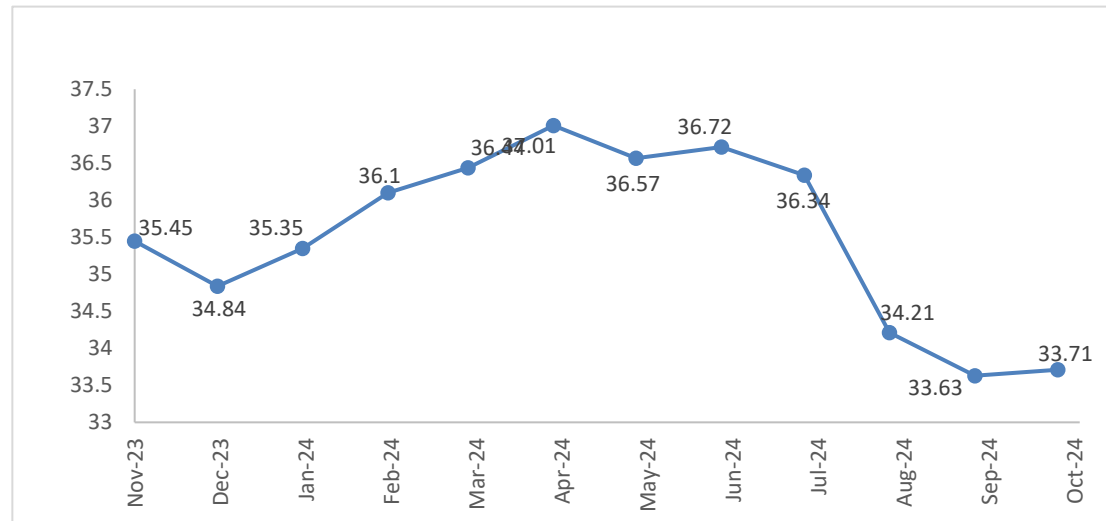
DATA SOURCE:- OANDA



## Thai Baht

Currency                      Thai Baht  
Converted Currency      US\$

Currency	Month	US\$
Thai Baht	Oct-24	33.71
Thai Baht	Sep-24	33.63
Thai Baht	Aug-24	34.21
Thai Baht	Jul-24	36.34
Thai Baht	Jun-24	36.72
Thai Baht	May-24	36.57
Thai Baht	Apr-24	37.01
Thai Baht	Mar-24	36.44
Thai Baht	Feb-24	36.1
Thai Baht	Jan-24	35.35
Thai Baht	Dec-23	34.84
Thai Baht	Nov-23	35.45

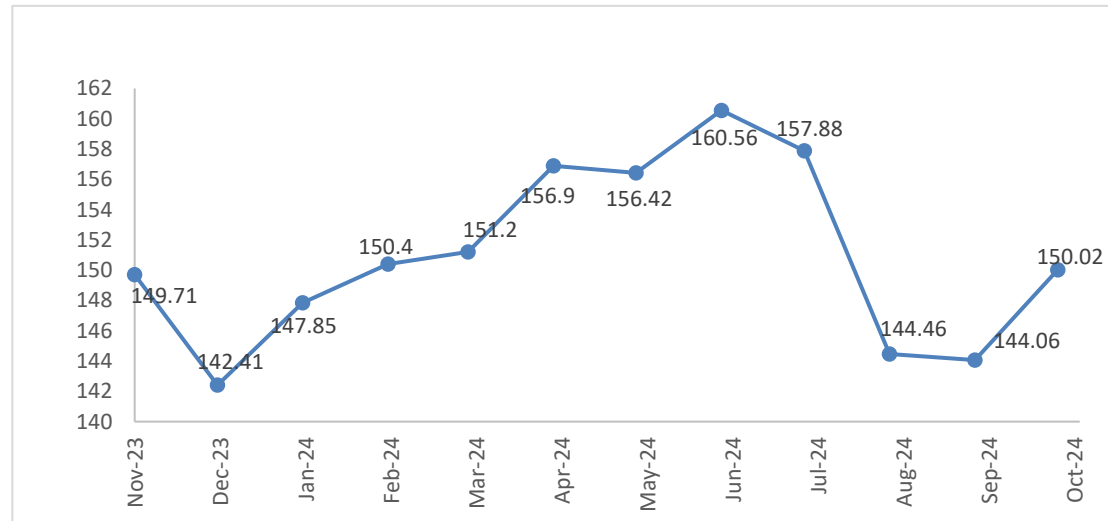


DATA SOURCE:- OANDA

## Japanese Yen

Currency                      Japanese Yen  
Converted Currency        US\$

Currency	Month	US\$
Japanese Yen	Oct-24	150.02
Japanese Yen	Sep-24	144.06
Japanese Yen	Aug-24	144.46
Japanese Yen	Jul-24	157.88
Japanese Yen	Jun-24	160.56
Japanese Yen	May-24	156.42
Japanese Yen	Apr-24	156.9
Japanese Yen	Mar-24	151.2
Japanese Yen	Feb-24	150.4
Japanese Yen	Jan-24	147.85
Japanese Yen	Dec-23	142.41
Japanese Yen	Nov-23	149.71

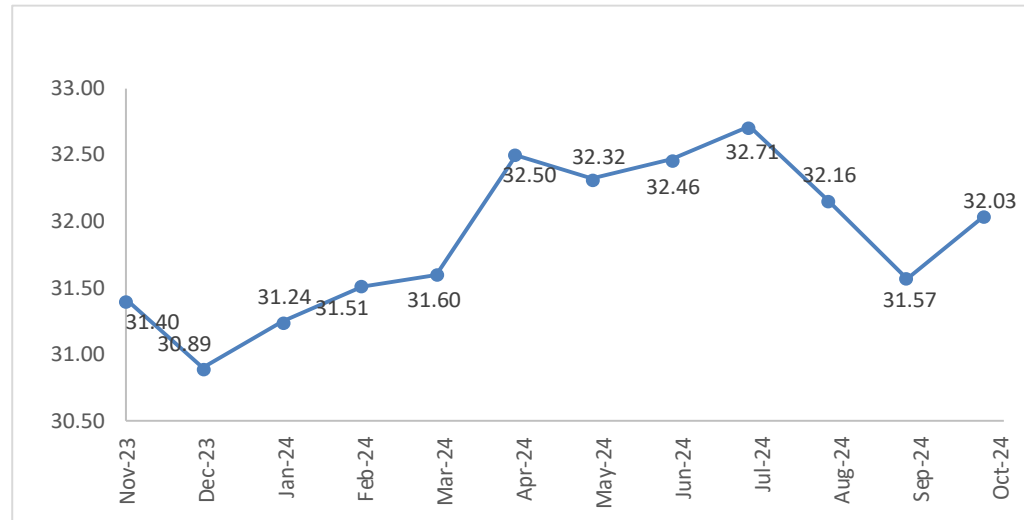


DATA SOURCE:- OANDA

# Taiwanese Dollar

Currency      Taiwanese Dollar  
Converted Currency US\$

Currency	Month	US\$
Taiwanese Dollar	Oct-24	32.03
Taiwanese Dollar	Sep-24	31.57
Taiwanese Dollar	Aug-24	32.16
Taiwanese Dollar	Jul-24	32.71
Taiwanese Dollar	Jun-24	32.46
Taiwanese Dollar	May-24	32.32
Taiwanese Dollar	Apr-24	32.50
Taiwanese Dollar	Mar-24	31.60
Taiwanese Dollar	Feb-24	31.51
Taiwanese Dollar	Jan-24	31.24
Taiwanese Dollar	Dec-23	30.89
Taiwanese Dollar	Nov-23	31.40

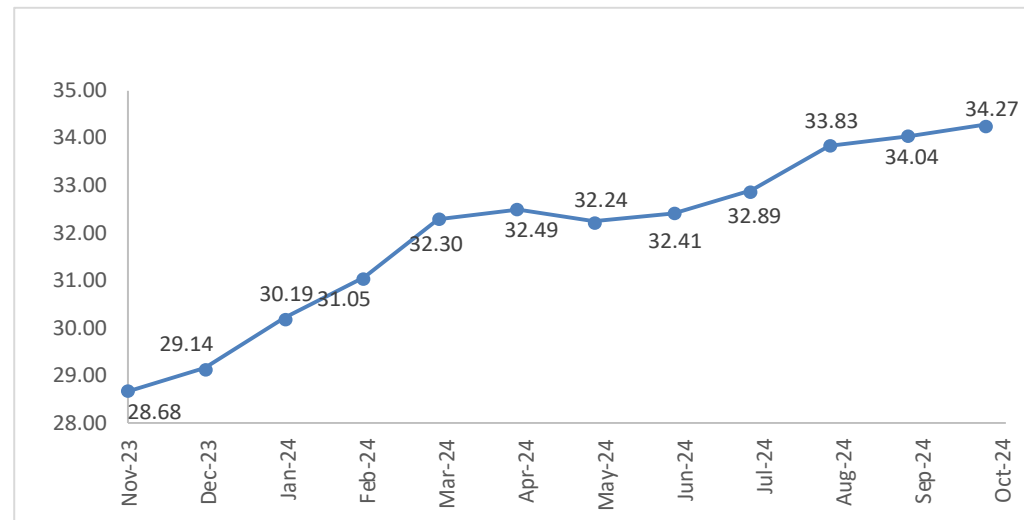


DATA SOURCE:- OANDA

## Turkish Lira

Currency Turkish Lira  
Converted Currency US\$

Currency	Month	US\$
Turkish Lira	Oct-24	34.27
Turkish Lira	Sep-24	34.04
Turkish Lira	Aug-24	33.83
Turkish Lira	Jul-24	32.89
Turkish Lira	Jun-24	32.41
Turkish Lira	May-24	32.24
Turkish Lira	Apr-24	32.49
Turkish Lira	Mar-24	32.30
Turkish Lira	Feb-24	31.05
Turkish Lira	Jan-24	30.19
Turkish Lira	Dec-23	29.14
Turkish Lira	Nov-23	28.68



DATA SOURCE:- OANDA

## DISCLAIMER



**“PSC Monthly Currency Trends”** is an initiative of Pinnacle Sourcing & Consultancy Pvt. Ltd. The data sources are selected based on the advice of the industry experts.

Pinnacle Sourcing & Consultancy Pvt. Ltd.  
(HQ: Gurugram, India)  
[www.pinnaclesourcing.net](http://www.pinnaclesourcing.net)  
[info@pinnaclesourcing.net](mailto:info@pinnaclesourcing.net)

DATA SOURCE:- OANDA