



Oct-24

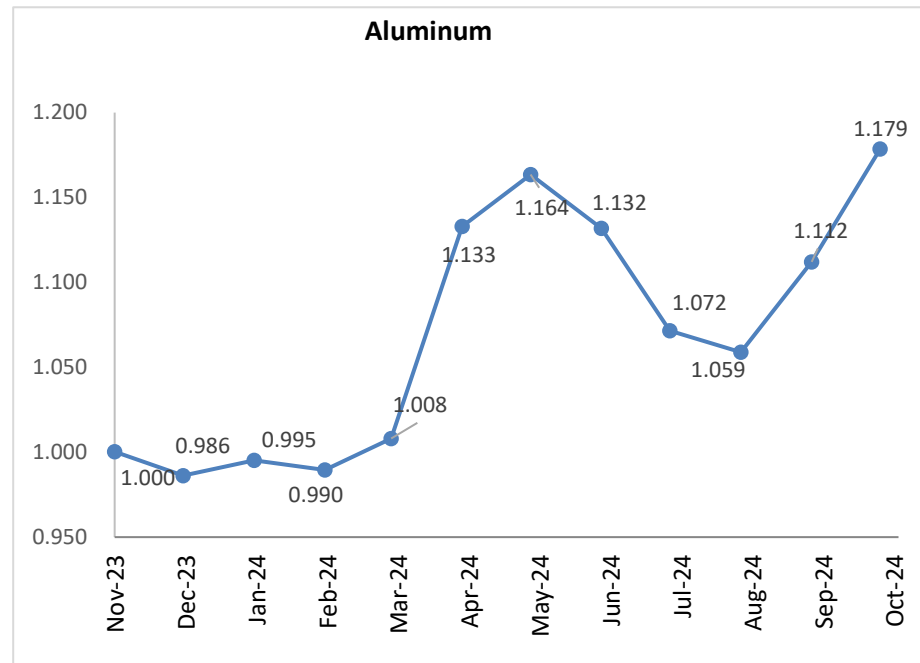
Content

S. No	Material:	Page No
1	Virgin Aluminum	3
2	Aluminum Alloy	4
3	Copper	5
4	Zinc SHG	6
5	SS 304 Bright Bar	7
6	SS316 Bright Bar	8
7	EN8 Alloy Steel	9
8	20MnCr5 Alloy Steel	10
9	HR Coil	11
10	CR Coil	12
11	SS 304 HR Coil	13
12	SS 304 CR Coil	12
13	Steel CRC Scrap	15
14	Pig Iron	16
15	PP Granules	17
16	ABS	18
17	PVC Resin	19
18	Rss4 Rubber	20
19	EPDM Rubber	21
20	Crude Oil	22

Virgin Aluminum

Material: Aluminum
Units: USD/lbs

Material	Month	Aluminum
Aluminum	Oct-24	1.179
Aluminum	Sep-24	1.112
Aluminum	Aug-24	1.059
Aluminum	Jul-24	1.072
Aluminum	Jun-24	1.132
Aluminum	May-24	1.164
Aluminum	Apr-24	1.133
Aluminum	Mar-24	1.008
Aluminum	Feb-24	0.990
Aluminum	Jan-24	0.995
Aluminum	Dec-23	0.986
Aluminum	Nov-23	1.000



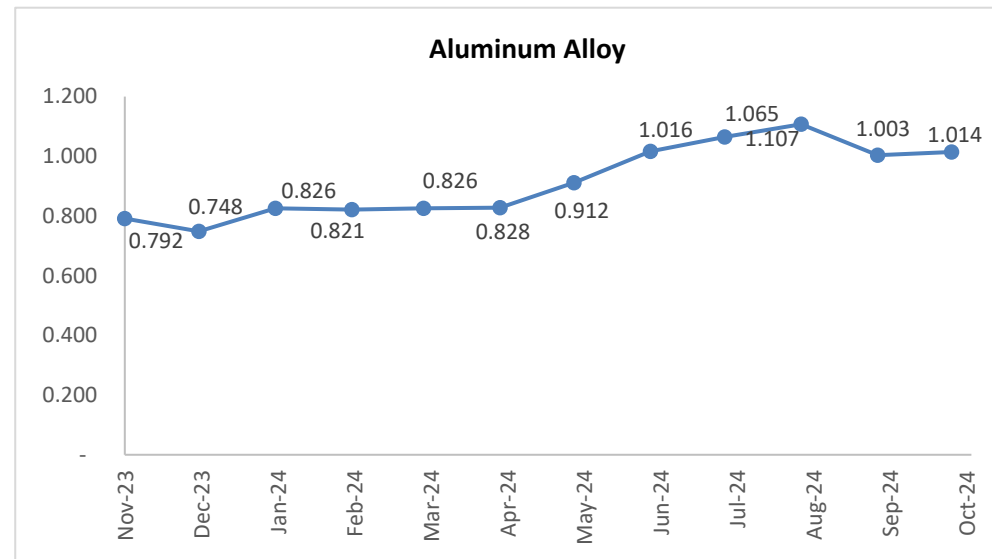
- P1020A in the North American and International Registration Record entitled “International Designations and Chemical Composition Limits for Unalloyed Aluminum” (revised March 2007)
- A199.70 in the GB/T 1196-2008 Standard entitled “Unalloyed aluminum ingots for remelting”

DATA SOURCE:-LME

Aluminum Alloy A380.1, 226/AD12.1

Material: Aluminum Alloy
Units: USD/lbs

Material	Month	Aluminum Alloy
Aluminum Alloy	Oct-24	1.014
Aluminum Alloy	Sep-24	1.003
Aluminum Alloy	Aug-24	1.107
Aluminum Alloy	Jul-24	1.065
Aluminum Alloy	Jun-24	1.016
Aluminum Alloy	May-24	0.912
Aluminum Alloy	Apr-24	0.828
Aluminum Alloy	Mar-24	0.826
Aluminum Alloy	Feb-24	0.821
Aluminum Alloy	Jan-24	0.826
Aluminum Alloy	Dec-23	0.748
Aluminum Alloy	Nov-23	0.792



Aluminum alloy conforming to A380.1, 226 or AD12.1

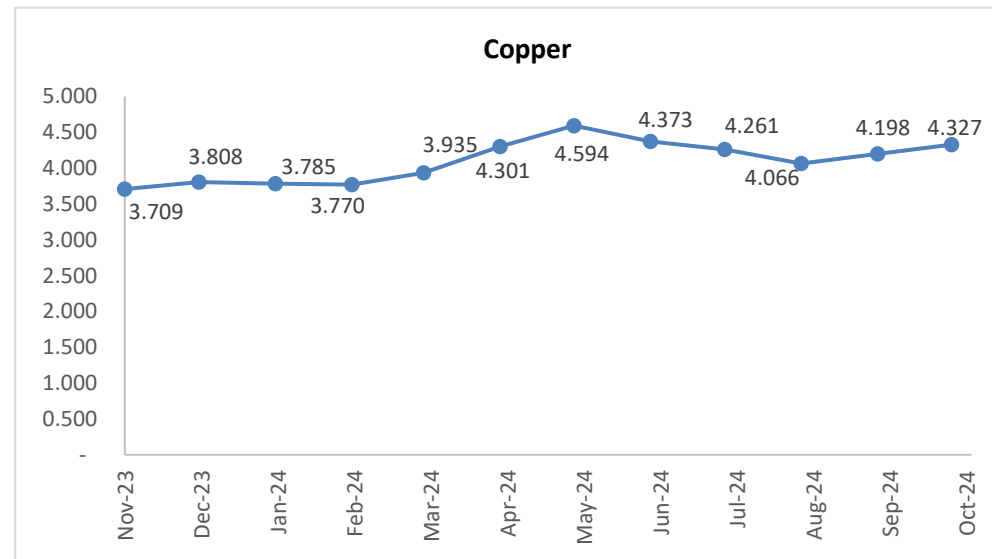
The prices are "LME 3 month mean" average prices

DATA SOURCE:-LME

Copper

Material: Copper
Units: USD/lbs

Material	Month	Copper
Copper	Oct-24	4.327
Copper	Sep-24	4.198
Copper	Aug-24	4.066
Copper	Jul-24	4.261
Copper	Jun-24	4.373
Copper	May-24	4.594
Copper	Apr-24	4.301
Copper	Mar-24	3.935
Copper	Feb-24	3.770
Copper	Jan-24	3.785
Copper	Dec-23	3.808
Copper	Nov-23	3.709



Grade A copper must conform to the chemical composition of one of the following standards:
BS EN 1978:1998 - Cu-CATH-1
GB/T 467-2010 - Cu-CATH-1
ASTM B115-10 - cathode Grade 1

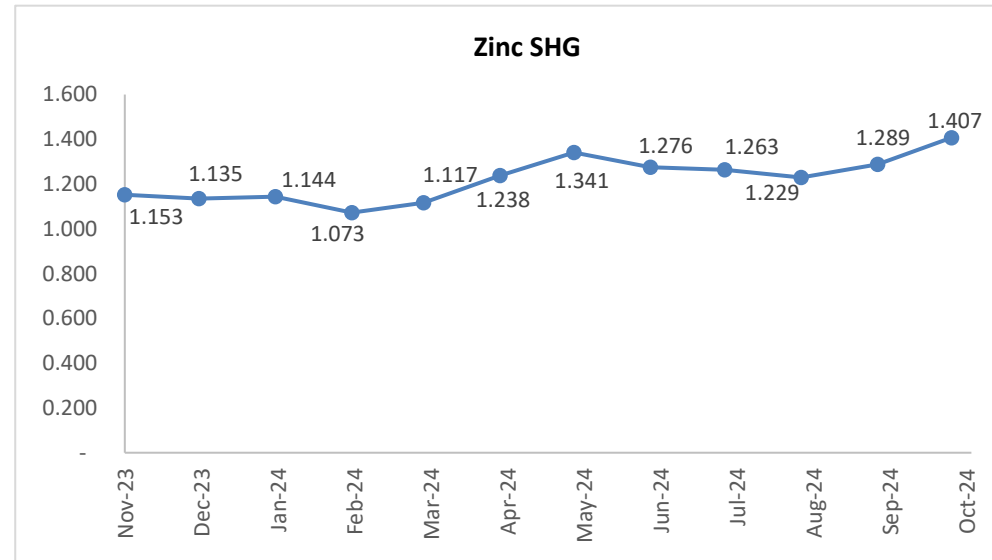
The prices are "LME 3 month mean "average prices

DATA SOURCE:-LME

Zinc SHG

Material: Zinc SHG
Units: USD/lbs

Material	Month	Zinc SHG
Zinc SHG	Oct-24	1.407
Zinc SHG	Sep-24	1.289
Zinc SHG	Aug-24	1.229
Zinc SHG	Jul-24	1.263
Zinc SHG	Jun-24	1.276
Zinc SHG	May-24	1.341
Zinc SHG	Apr-24	1.238
Zinc SHG	Mar-24	1.117
Zinc SHG	Feb-24	1.073
Zinc SHG	Jan-24	1.144
Zinc SHG	Dec-23	1.135
Zinc SHG	Nov-23	1.153



**** SHG-Special High Grade**

The prices are "LME 3 month mean "average prices

Special high-grade zinc of 99.995% purity (minimum) must conform to the chemical composition of one of the following standards:

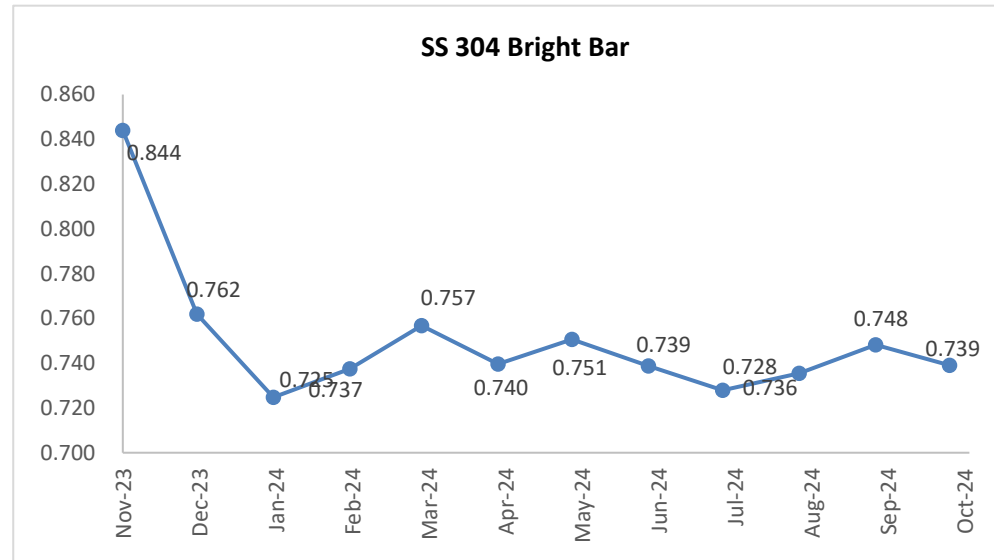
- BS EN 1179:2003 - 99.995% grade**
- ISO 752:2004 - ZN-1 grade**
- ASTM B6-12 - LME grade**
- GB/T 470-2008 - Zn99.995 grade**

DATA SOURCE:-LME

SS 304 Bright Bar

Material: SS 304 Bright Bar
Units: USD/lbs

Material	Month	SS 304 Bright Bar
SS 304 Bright Bar	Oct-24	0.739
SS 304 Bright Bar	Sep-24	0.748
SS 304 Bright Bar	Aug-24	0.736
SS 304 Bright Bar	Jul-24	0.728
SS 304 Bright Bar	Jun-24	0.739
SS 304 Bright Bar	May-24	0.751
SS 304 Bright Bar	Apr-24	0.740
SS 304 Bright Bar	Mar-24	0.757
SS 304 Bright Bar	Feb-24	0.737
SS 304 Bright Bar	Jan-24	0.725
SS 304 Bright Bar	Dec-23	0.762
SS 304 Bright Bar	Nov-23	0.844



The prices are approx monthly average prices

** SS Stainless Steel

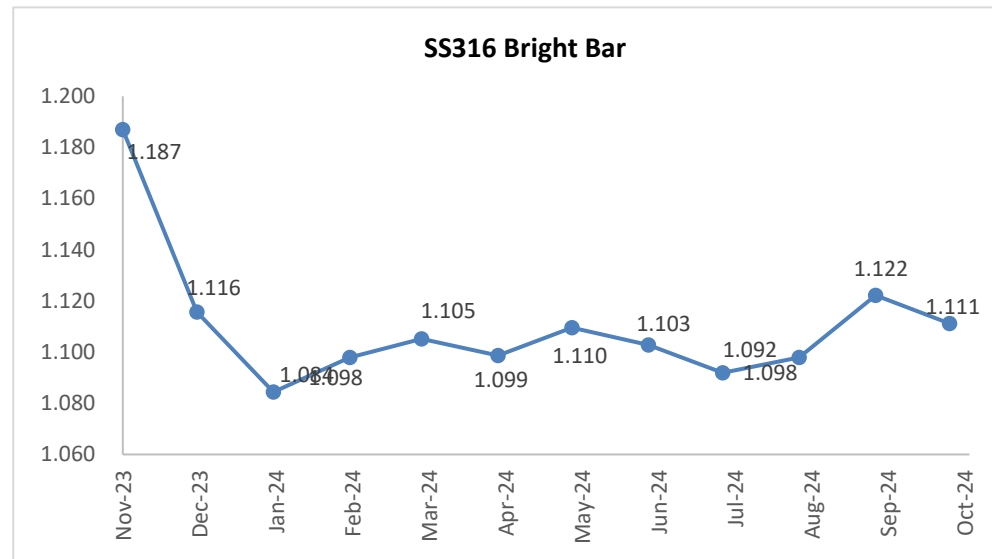
Approx Landed Prices at RM Dealers end for 100mm bright bars

DATA SOURCE:-RM Dealers in India

SS316 Bright Bar

Material: SS316 Bright Bar
Units: USD/lbs

Material	Month	SS316 Bright Bar
SS316 Bright Bar	Oct-24	1.111
SS316 Bright Bar	Sep-24	1.122
SS316 Bright Bar	Aug-24	1.098
SS316 Bright Bar	Jul-24	1.092
SS316 Bright Bar	Jun-24	1.103
SS316 Bright Bar	May-24	1.110
SS316 Bright Bar	Apr-24	1.099
SS316 Bright Bar	Mar-24	1.105
SS316 Bright Bar	Feb-24	1.098
SS316 Bright Bar	Jan-24	1.084
SS316 Bright Bar	Dec-23	1.116
SS316 Bright Bar	Nov-23	1.187



The prices are approx monthly average prices

**** SS Stainless Steel**

Approx Landed Prices at RM Dealers end for 100mm bright bars

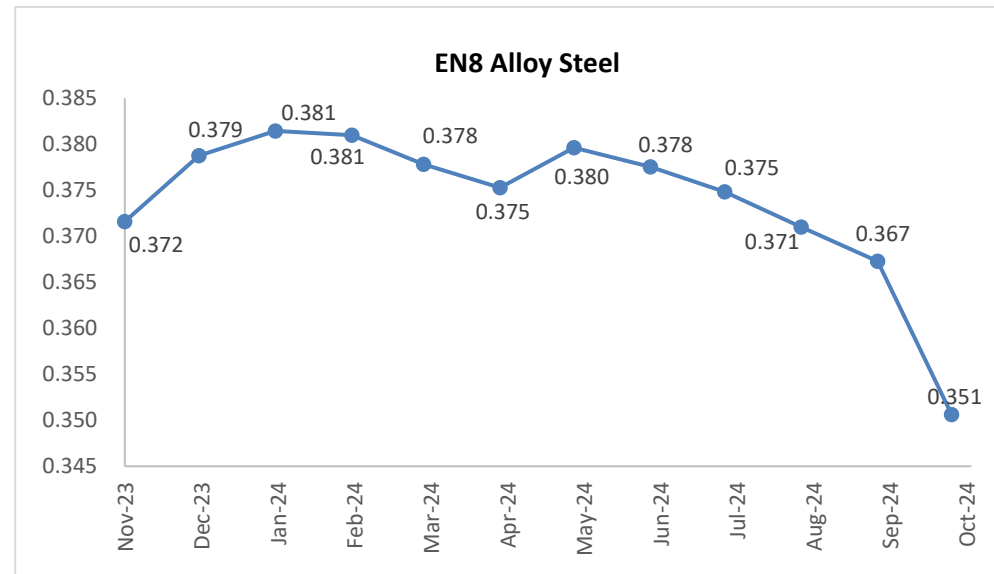
DATA SOURCE:-RM Dealers in India

EN8 Alloy Steel

Material: EN8 Alloy Steel

Units: USD/lbs

Material	Month	EN8 Alloy Steel
EN8 Alloy Steel	Oct-24	0.351
EN8 Alloy Steel	Sep-24	0.367
EN8 Alloy Steel	Aug-24	0.371
EN8 Alloy Steel	Jul-24	0.375
EN8 Alloy Steel	Jun-24	0.378
EN8 Alloy Steel	May-24	0.380
EN8 Alloy Steel	Apr-24	0.375
EN8 Alloy Steel	Mar-24	0.378
EN8 Alloy Steel	Feb-24	0.381
EN8 Alloy Steel	Jan-24	0.381
EN8 Alloy Steel	Dec-23	0.379
EN8 Alloy Steel	Nov-23	0.372



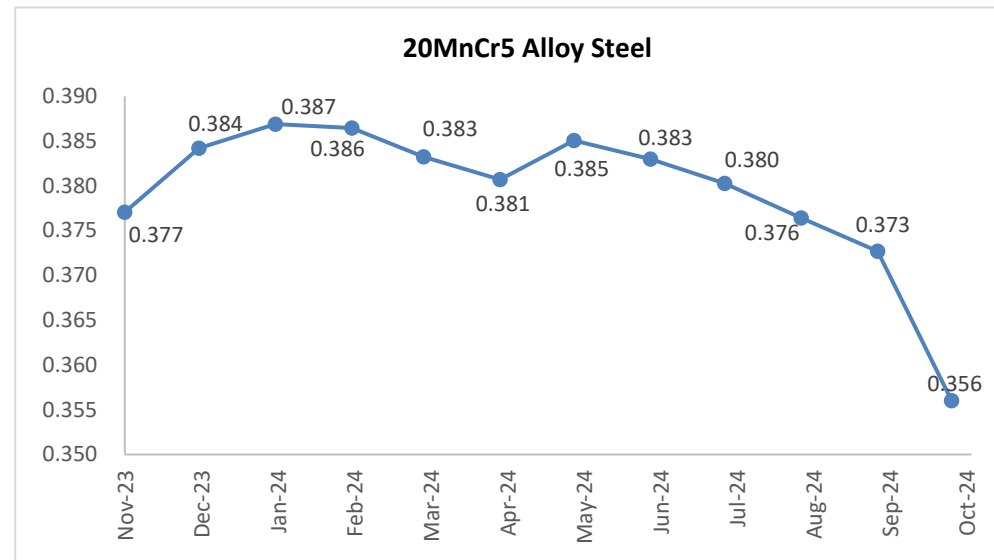
DATA SOURCE:-MMR

The prices are approx monthly average prices

20MnCr5 Alloy Steel

Material: 20MnCr5 Alloy Steel
Units: USD/lbs

Material	Month	20MnCr5 Alloy Steel
20MnCr5 Alloy Steel	Oct-24	0.356
20MnCr5 Alloy Steel	Sep-24	0.373
20MnCr5 Alloy Steel	Aug-24	0.376
20MnCr5 Alloy Steel	Jul-24	0.380
20MnCr5 Alloy Steel	Jun-24	0.383
20MnCr5 Alloy Steel	May-24	0.385
20MnCr5 Alloy Steel	Apr-24	0.381
20MnCr5 Alloy Steel	Mar-24	0.383
20MnCr5 Alloy Steel	Feb-24	0.386
20MnCr5 Alloy Steel	Jan-24	0.387
20MnCr5 Alloy Steel	Dec-23	0.384
20MnCr5 Alloy Steel	Nov-23	0.377



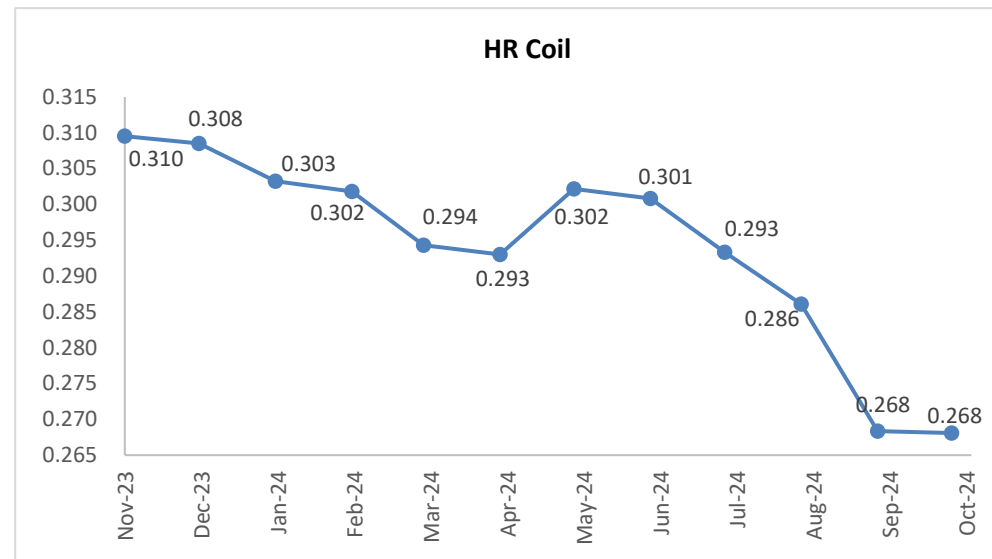
The prices are approx monthly average prices

DATA SOURCE:-MMR

HR Coil

Material: HR Coil
Units: USD/lbs

Material	Month	HR Coil
HR Coil	Oct-24	0.268
HR Coil	Sep-24	0.268
HR Coil	Aug-24	0.286
HR Coil	Jul-24	0.293
HR Coil	Jun-24	0.301
HR Coil	May-24	0.302
HR Coil	Apr-24	0.293
HR Coil	Mar-24	0.294
HR Coil	Feb-24	0.302
HR Coil	Jan-24	0.303
HR Coil	Dec-23	0.308
HR Coil	Nov-23	0.310



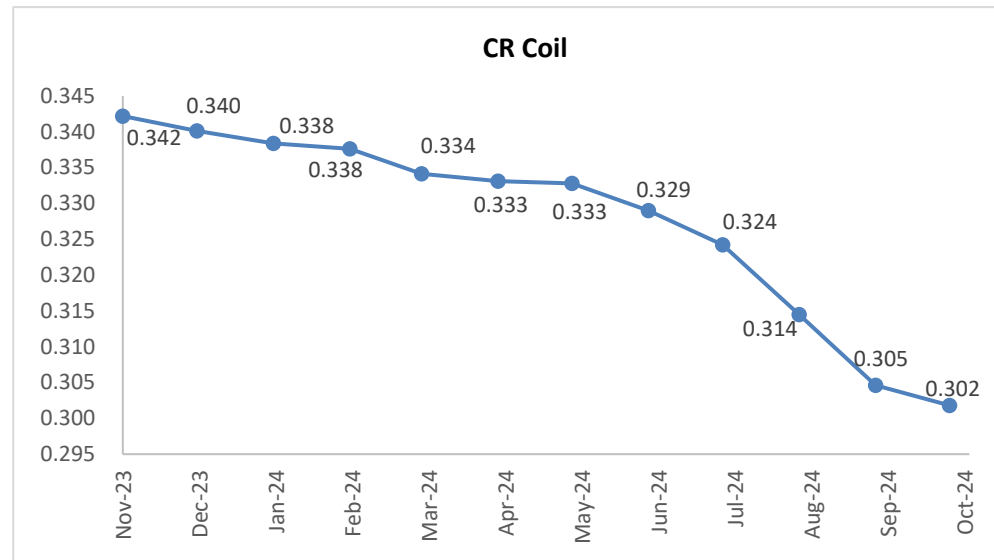
The prices are approx monthly average prices

DATA SOURCE:-CRISIL

CR Coil

Material: CR Coil
Units: USD/lbs

Material	Month	CR Coil
CR Coil	Oct-24	0.302
CR Coil	Sep-24	0.305
CR Coil	Aug-24	0.314
CR Coil	Jul-24	0.324
CR Coil	Jun-24	0.329
CR Coil	May-24	0.333
CR Coil	Apr-24	0.333
CR Coil	Mar-24	0.334
CR Coil	Feb-24	0.338
CR Coil	Jan-24	0.338
CR Coil	Dec-23	0.340
CR Coil	Nov-23	0.342

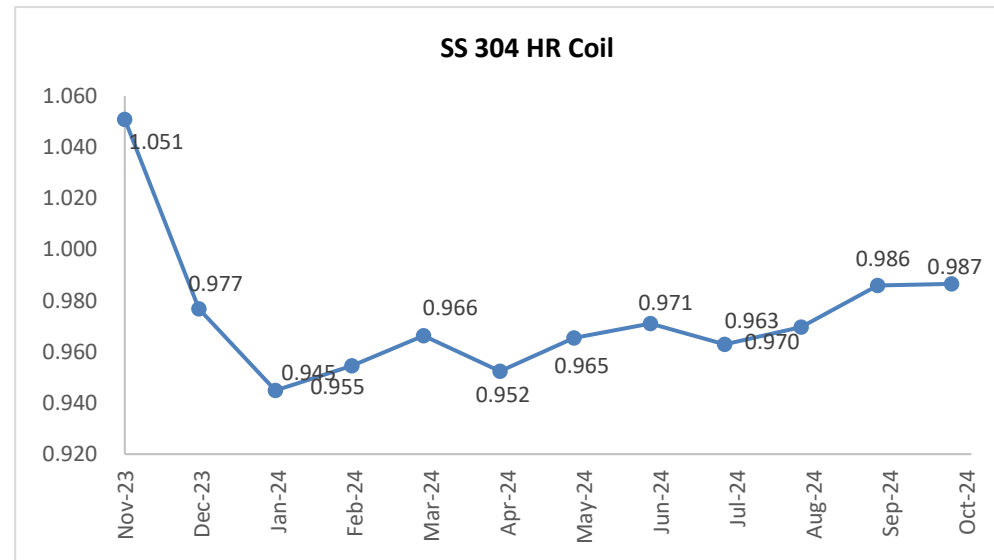


DATA SOURCE:-MMR/CRISIL

SS 304 HR Coil

Material: SS 304 HR Coil
Units: USD/lbs

Material	Month	SS 304 HR Coil
SS 304 HR Coil	Oct-24	0.987
SS 304 HR Coil	Sep-24	0.986
SS 304 HR Coil	Aug-24	0.970
SS 304 HR Coil	Jul-24	0.963
SS 304 HR Coil	Jun-24	0.971
SS 304 HR Coil	May-24	0.965
SS 304 HR Coil	Apr-24	0.952
SS 304 HR Coil	Mar-24	0.966
SS 304 HR Coil	Feb-24	0.955
SS 304 HR Coil	Jan-24	0.945
SS 304 HR Coil	Dec-23	0.977
SS 304 HR Coil	Nov-23	1.051

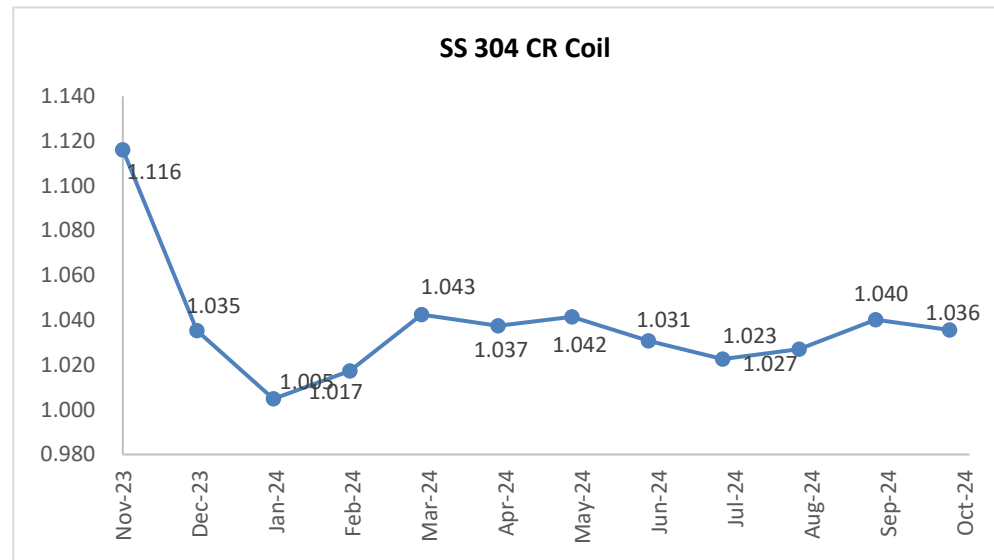


DATA SOURCE:-CRISIL

SS 304 CR Coil

Material: SS 304 CR Coil
Units: USD/lbs

Material	Month	SS 304 CR Coil
SS 304 CR Coil	Oct-24	1.036
SS 304 CR Coil	Sep-24	1.040
SS 304 CR Coil	Aug-24	1.027
SS 304 CR Coil	Jul-24	1.023
SS 304 CR Coil	Jun-24	1.031
SS 304 CR Coil	May-24	1.042
SS 304 CR Coil	Apr-24	1.037
SS 304 CR Coil	Mar-24	1.043
SS 304 CR Coil	Feb-24	1.017
SS 304 CR Coil	Jan-24	1.005
SS 304 CR Coil	Dec-23	1.035
SS 304 CR Coil	Nov-23	1.116

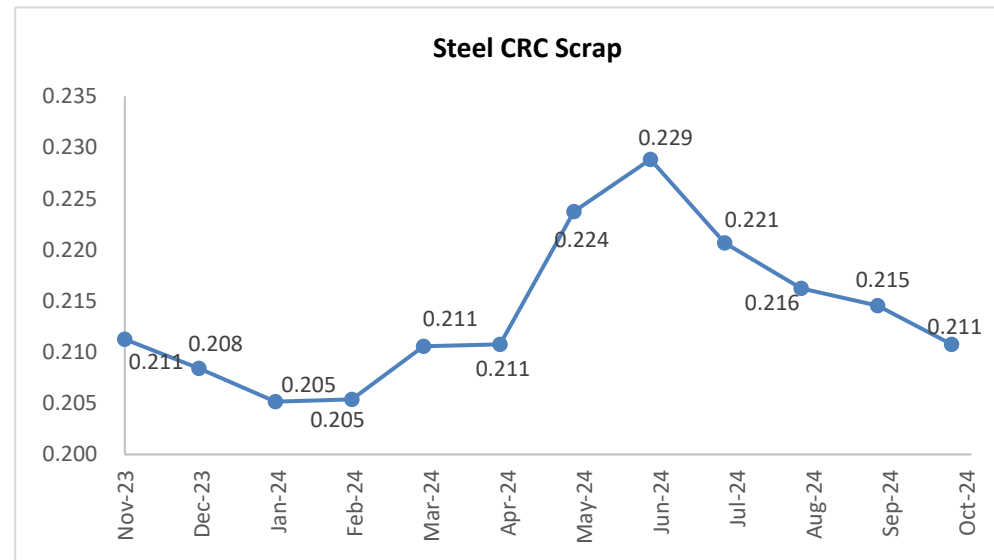


DATA SOURCE:-CRISIL

Steel CRC Scrap

Material: Steel CRC Scrap
Units: USD/lbs

Material	Month	Steel CRC Scrap
Steel CRC Scrap	Oct-24	0.211
Steel CRC Scrap	Sep-24	0.215
Steel CRC Scrap	Aug-24	0.216
Steel CRC Scrap	Jul-24	0.221
Steel CRC Scrap	Jun-24	0.229
Steel CRC Scrap	May-24	0.224
Steel CRC Scrap	Apr-24	0.211
Steel CRC Scrap	Mar-24	0.211
Steel CRC Scrap	Feb-24	0.205
Steel CRC Scrap	Jan-24	0.205
Steel CRC Scrap	Dec-23	0.208
Steel CRC Scrap	Nov-23	0.211

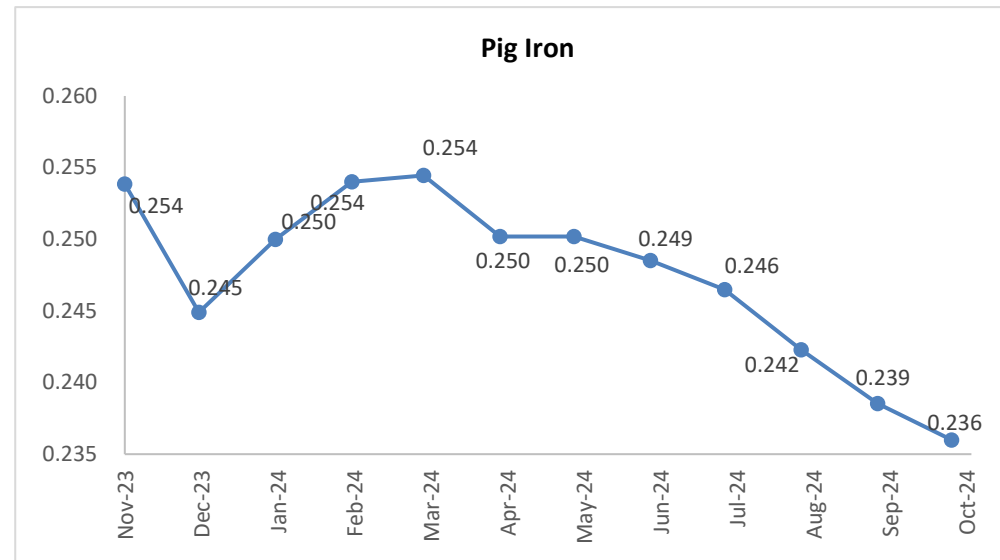


DATA SOURCE:- MMR

Pig Iron

Material: Pig Iron
Units: USD/lbs

Material	Month	Pig Iron
Pig Iron	Oct-24	0.236
Pig Iron	Sep-24	0.239
Pig Iron	Aug-24	0.242
Pig Iron	Jul-24	0.246
Pig Iron	Jun-24	0.249
Pig Iron	May-24	0.250
Pig Iron	Apr-24	0.250
Pig Iron	Mar-24	0.254
Pig Iron	Feb-24	0.254
Pig Iron	Jan-24	0.250
Pig Iron	Dec-23	0.245
Pig Iron	Nov-23	0.254

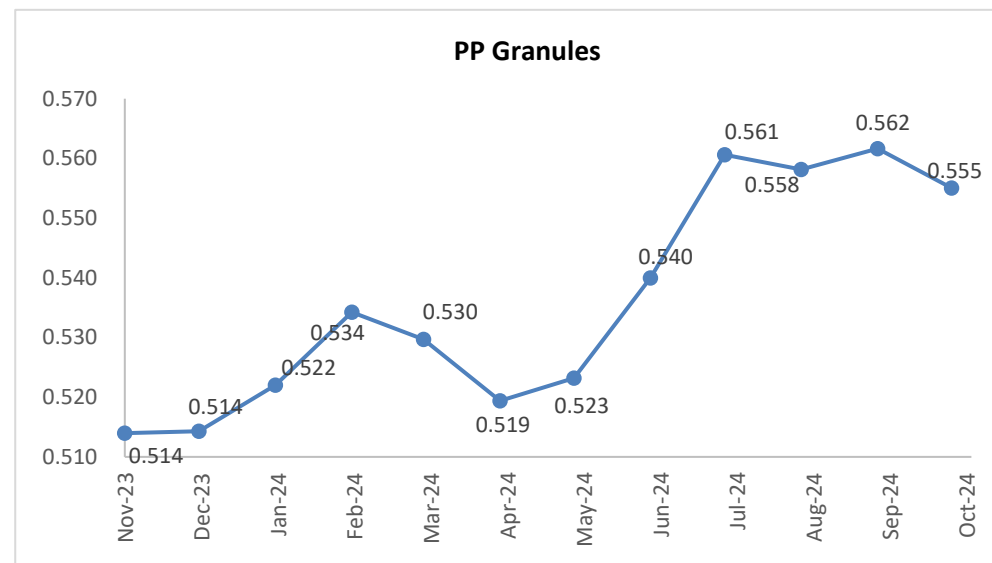


DATA SOURCE:-MMR

PP Granules

Material: PP Granules
Units: USD/lbs

Material	Month	PP Granules
PP Granules	Oct-24	0.555
PP Granules	Sep-24	0.562
PP Granules	Aug-24	0.558
PP Granules	Jul-24	0.561
PP Granules	Jun-24	0.540
PP Granules	May-24	0.523
PP Granules	Apr-24	0.519
PP Granules	Mar-24	0.530
PP Granules	Feb-24	0.534
PP Granules	Jan-24	0.522
PP Granules	Dec-23	0.514
PP Granules	Nov-23	0.514



PP Granules (Injection Molding Grade)

The above Prices are RIL(Reliance) PP prices
– Ex works Jamnagar, Gujrat, India

Prices are inclusive of Tax Jamnagar Warehouse Prices.

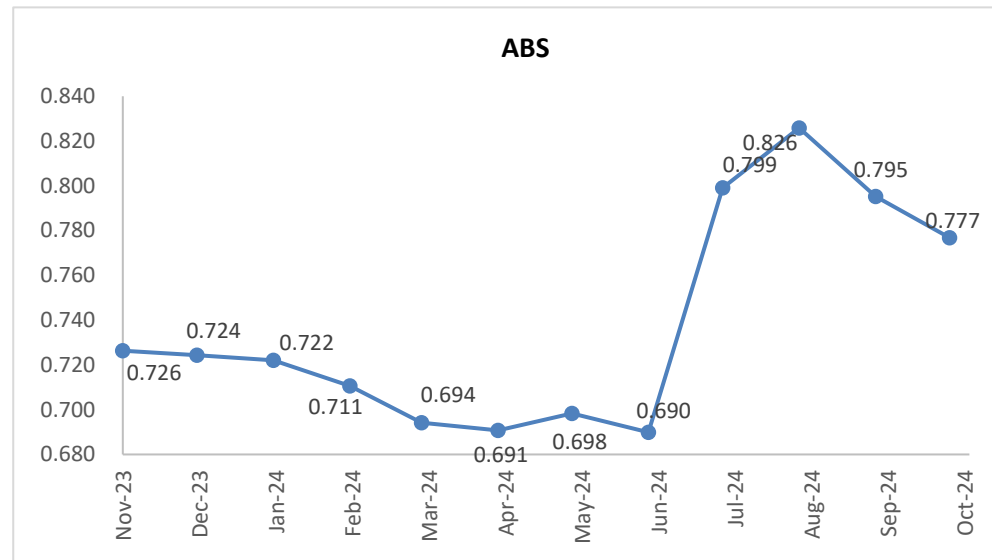
The above prices are for the following grades of PP - H110MA /H200MA /H200MAL
H110MS /H110MAK /H200MAK.

DATA SOURCE:-Reliance Industries

ABS

Material: ABS
Units: USD/lbs

Material	Month	ABS
ABS	Oct-24	0.777
ABS	Sep-24	0.795
ABS	Aug-24	0.826
ABS	Jul-24	0.799
ABS	Jun-24	0.690
ABS	May-24	0.698
ABS	Apr-24	0.691
ABS	Mar-24	0.694
ABS	Feb-24	0.711
ABS	Jan-24	0.722
ABS	Dec-23	0.724
ABS	Nov-23	0.726

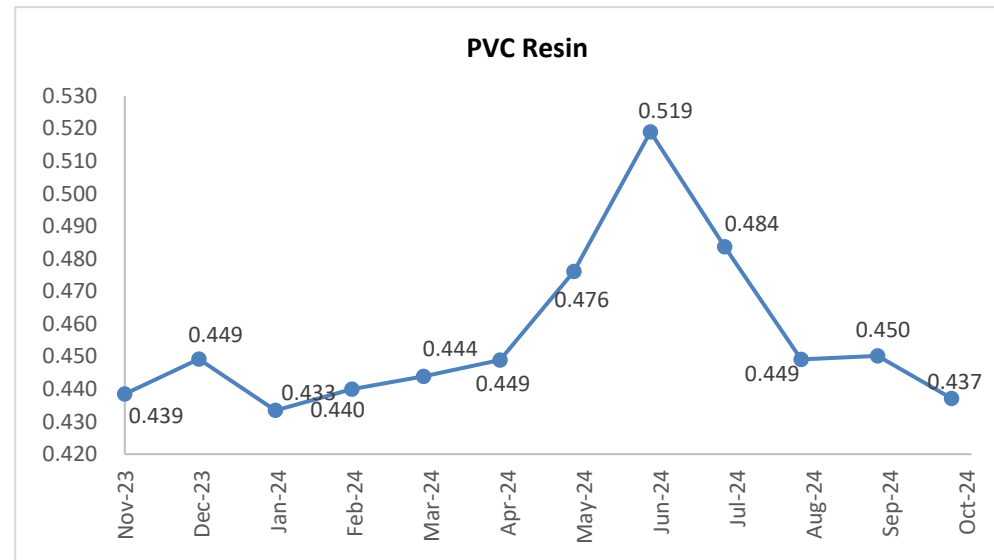


DATA SOURCE:-CMIE/LANXESS

PVC Resin

Material: PVC Resin
Units: USD/lbs

Material	Month	PVC Resin
PVC Resin	Oct-24	0.437
PVC Resin	Sep-24	0.450
PVC Resin	Aug-24	0.449
PVC Resin	Jul-24	0.484
PVC Resin	Jun-24	0.519
PVC Resin	May-24	0.476
PVC Resin	Apr-24	0.449
PVC Resin	Mar-24	0.444
PVC Resin	Feb-24	0.440
PVC Resin	Jan-24	0.433
PVC Resin	Dec-23	0.449
PVC Resin	Nov-23	0.439



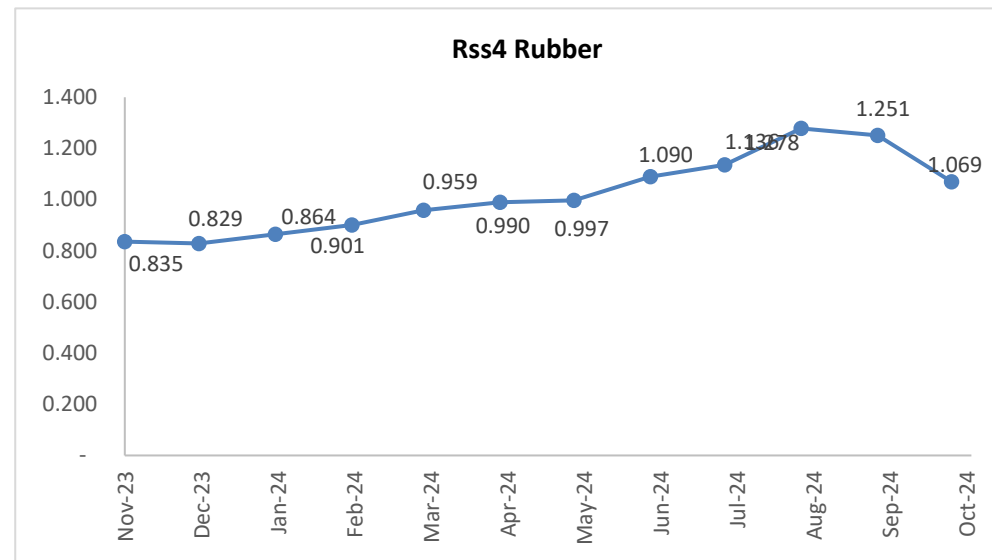
The above prices are for the following grade of PVC – 57GMR01

DATA SOURCE:- Reliance Industries

Rss4 Rubber

Material: Rss4 Rubber
Units: USD/lbs

Material	Month	Rss4 Rubber
Rss4 Rubber	Oct-24	1.069
Rss4 Rubber	Sep-24	1.251
Rss4 Rubber	Aug-24	1.278
Rss4 Rubber	Jul-24	1.136
Rss4 Rubber	Jun-24	1.090
Rss4 Rubber	May-24	0.997
Rss4 Rubber	Apr-24	0.990
Rss4 Rubber	Mar-24	0.959
Rss4 Rubber	Feb-24	0.901
Rss4 Rubber	Jan-24	0.864
Rss4 Rubber	Dec-23	0.829
Rss4 Rubber	Nov-23	0.835



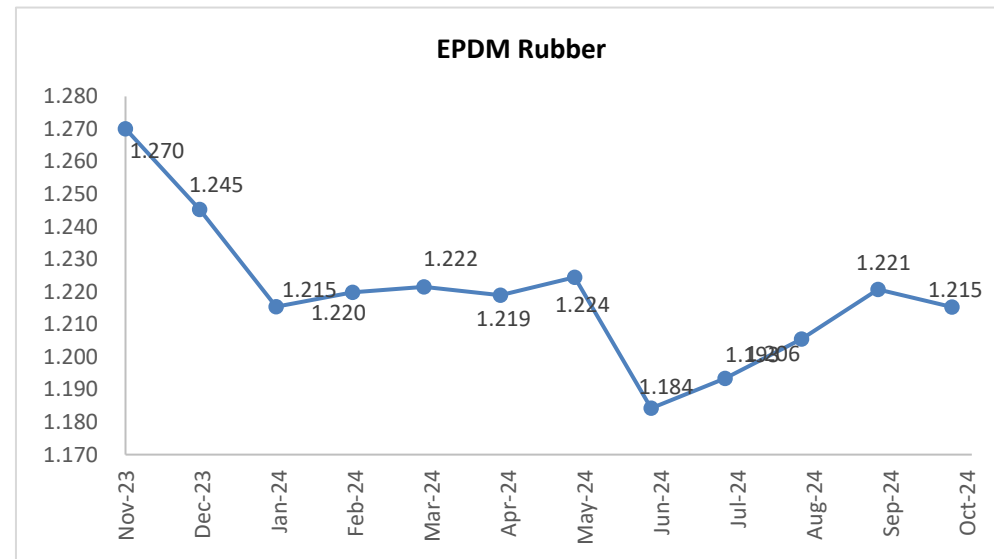
The prices are approx monthly average prices

DATA SOURCE:- Rubber Board

EPDM Rubber

Material: EPDM Rubber
Units: USD/lbs

Material	Month	EPDM Rubber
EPDM Rubber	Oct-24	1.215
EPDM Rubber	Sep-24	1.221
EPDM Rubber	Aug-24	1.206
EPDM Rubber	Jul-24	1.193
EPDM Rubber	Jun-24	1.184
EPDM Rubber	May-24	1.224
EPDM Rubber	Apr-24	1.219
EPDM Rubber	Mar-24	1.222
EPDM Rubber	Feb-24	1.220
EPDM Rubber	Jan-24	1.215
EPDM Rubber	Dec-23	1.245
EPDM Rubber	Nov-23	1.270



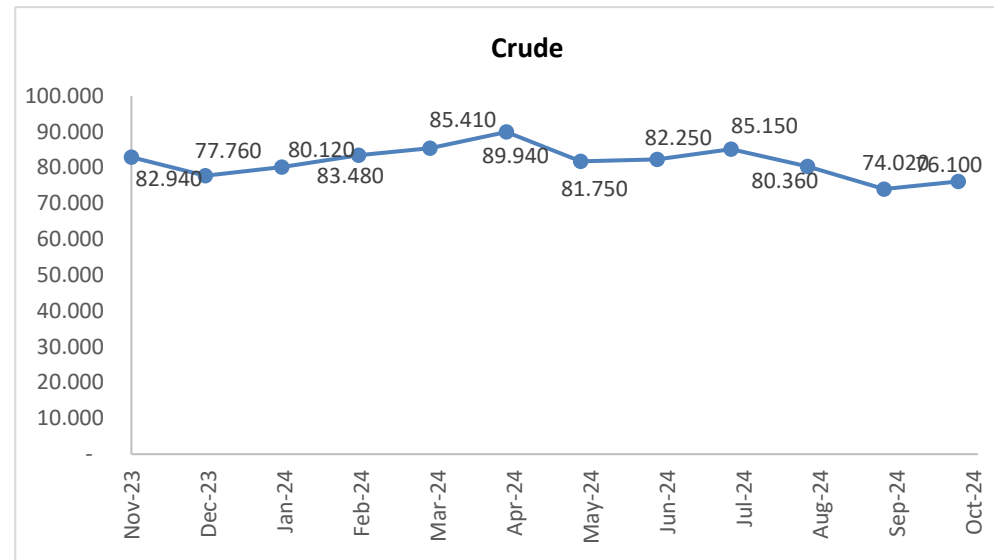
The prices are approx monthly average prices

DATA SOURCE:- Industry Sources

Crude

Material: Crude
Units: USD/Barrel

Material	Month	Crude
Crude	Oct-24	76.100
Crude	Sep-24	74.020
Crude	Aug-24	80.360
Crude	Jul-24	85.150
Crude	Jun-24	82.250
Crude	May-24	81.750
Crude	Apr-24	89.940
Crude	Mar-24	85.410
Crude	Feb-24	83.480
Crude	Jan-24	80.120
Crude	Dec-23	77.760
Crude	Nov-23	82.940



DATA SOURCE:- eia.doe.gov –
Energy Information Administration- U.S

Europe Brent Spot Price FOB (Dollars per Barrel)

DISCLAIMER



“PSC Monthly RM Trends” is an initiative of Pinnacle Sourcing & Consultancy Pvt. Ltd. which provides information on price trends of various commodities including Ferrous Metals, Non-Ferrous Metals, Plastic Polymers, Rubber. It also contains information on crude petroleum prices, foreign exchange rates.

The data sources are selected based on the advice of the industry experts.

This initiative was taken to provide compilation of the price movement of the key commodities for strategic decision making and not meant for influencing commercial transactions.

Pinnacle Sourcing & Consultancy Pvt. Ltd.
(HQ: Gurugram, India)
www.pinnaclesourcing.net
info@pinnaclesourcing.net