



Feb-26

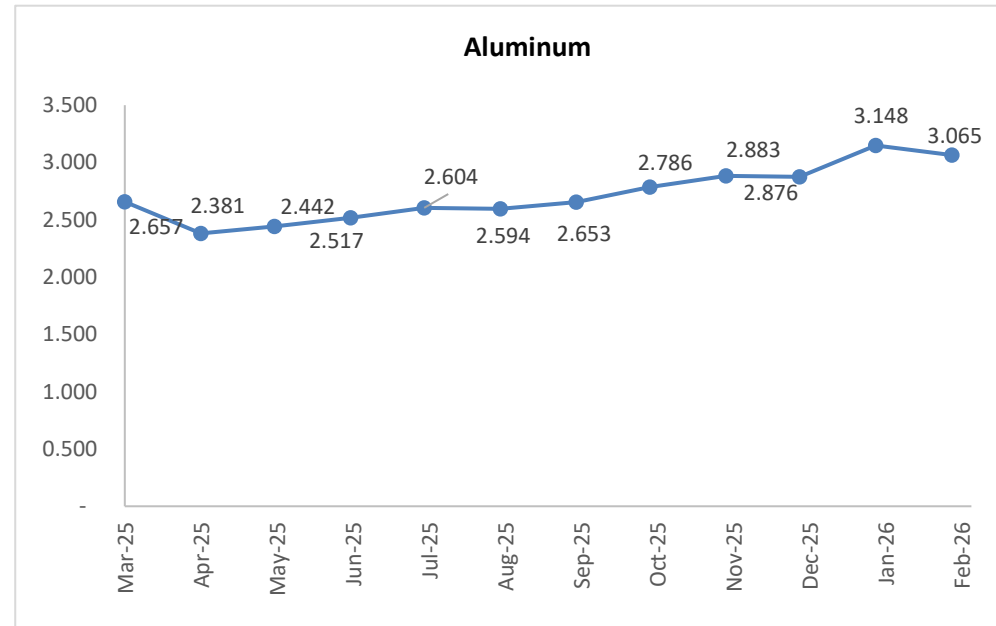
## Content

S. No	Material:	Page No
1	Virgin Aluminum	3
2	Aluminum Alloy	4
3	Copper	5
4	Zinc SHG	6
5	SS 304 Bright Bar	7
6	SS316 Bright Bar	8
7	EN8 Alloy Steel	9
8	20MnCr5 Alloy Steel	10
9	HR Coil	11
10	CR Coil	12
11	SS 304 HR Coil	13
12	SS 304 CR Coil	14
13	Steel CRC Scrap	15
14	Pig Iron	16
15	PP Granules	17
16	ABS	18
17	PVC Resin	19
18	Rss4 Rubber	20
19	EPDM Rubber	21
20	Crude	22

## Virgin Aluminium

Material: Aluminum  
Units: USD/kg

Material	Month	Aluminum
Aluminum	Feb-26	3.065
Aluminum	Jan-26	3.148
Aluminum	Dec-25	2.876
Aluminum	Nov-25	2.883
Aluminum	Oct-25	2.786
Aluminum	Sep-25	2.653
Aluminum	Aug-25	2.594
Aluminum	Jul-25	2.604
Aluminum	Jun-25	2.517
Aluminum	May-25	2.442
Aluminum	Apr-25	2.381
Aluminum	Mar-25	2.657



- P1020A in the North American and International Registration Record entitled “International Designations and Chemical Composition Limits for Unalloyed Aluminum” (revised March 2007)
- A199.70 in the GB/T 1196-2008 Standard entitled “Unalloyed aluminum ingots for remelting”

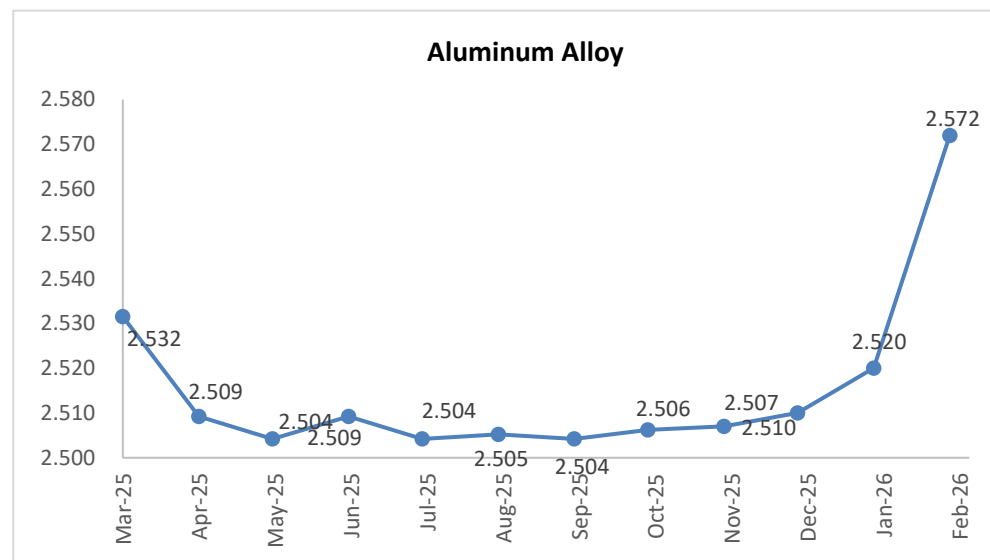
DATA SOURCE:-LME

## Aluminum Alloy A380.1, 226/AD12.1

Material: Aluminum Alloy

Units: USD/kg

Material	Month	Aluminum Alloy
Aluminum Alloy	Feb-26	2.572
Aluminum Alloy	Jan-26	2.520
Aluminum Alloy	Dec-25	2.510
Aluminum Alloy	Nov-25	2.507
Aluminum Alloy	Oct-25	2.506
Aluminum Alloy	Sep-25	2.504
Aluminum Alloy	Aug-25	2.505
Aluminum Alloy	Jul-25	2.504
Aluminum Alloy	Jun-25	2.509
Aluminum Alloy	May-25	2.504
Aluminum Alloy	Apr-25	2.509
Aluminum Alloy	Mar-25	2.532



Aluminum alloy conforming to A380.1, 226 or AD12.1

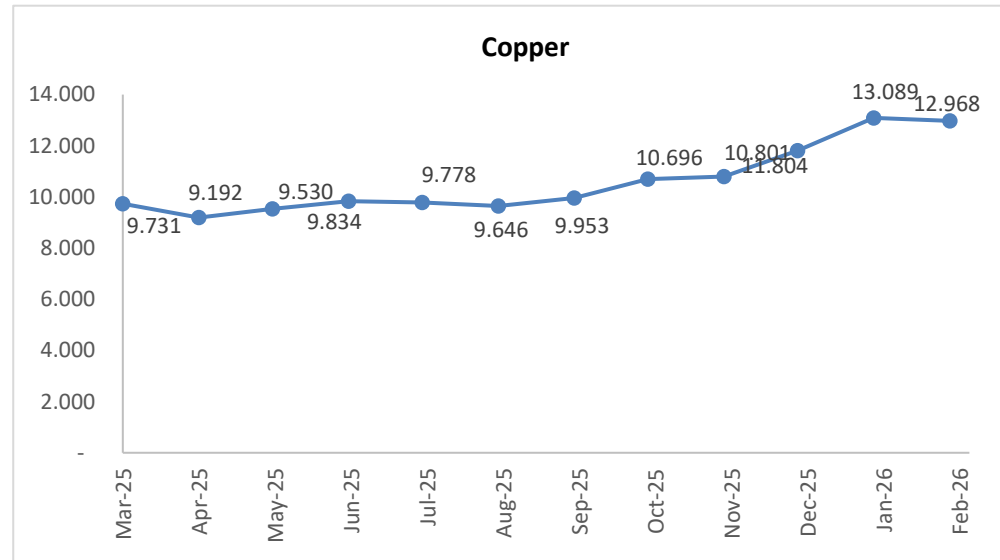
The prices are "LME 3 month mean" average prices

DATA SOURCE:-LME

# Copper

Material: Copper  
Units: USD/kg

Material	Month	Copper
Copper	Feb-26	12.968
Copper	Jan-26	13.089
Copper	Dec-25	11.804
Copper	Nov-25	10.801
Copper	Oct-25	10.696
Copper	Sep-25	9.953
Copper	Aug-25	9.646
Copper	Jul-25	9.778
Copper	Jun-25	9.834
Copper	May-25	9.530
Copper	Apr-25	9.192
Copper	Mar-25	9.731



Grade A copper must conform to the chemical composition of one of the following standards:  
**BS EN 1978:1998 - Cu-CATH-1**  
**GB/T 467-2010 - Cu-CATH-1**  
**ASTM B115-10 - cathode Grade 1**

The prices are "LME 3 month mean "average prices

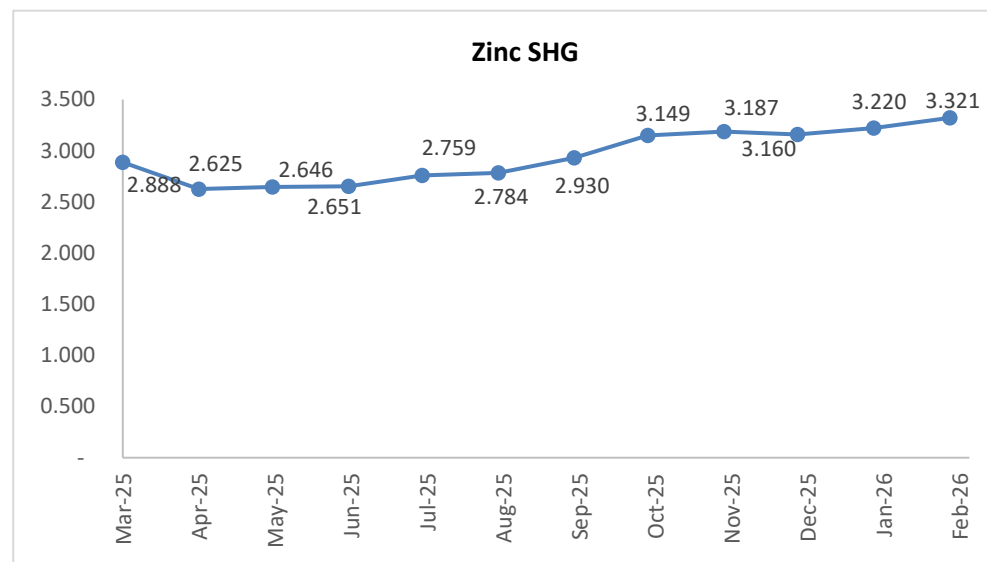
DATA SOURCE:-LME

## Zinc SHG

Material: Zinc SHG

Units: USD/kg

Material	Month	Zinc SHG
Zinc SHG	Feb-26	3.321
Zinc SHG	Jan-26	3.220
Zinc SHG	Dec-25	3.160
Zinc SHG	Nov-25	3.187
Zinc SHG	Oct-25	3.149
Zinc SHG	Sep-25	2.930
Zinc SHG	Aug-25	2.784
Zinc SHG	Jul-25	2.759
Zinc SHG	Jun-25	2.651
Zinc SHG	May-25	2.646
Zinc SHG	Apr-25	2.625
Zinc SHG	Mar-25	2.888



### \*\* SHG-Special High Grade

The prices are "LME 3 month mean "average prices

Special high-grade zinc of 99.995% purity (minimum) must conform to the chemical composition of one of the following standards:

**BS EN 1179:2003 - 99.995% grade**

**ISO 752:2004 - ZN-1 grade**

**ASTM B6-12 - LME grade**

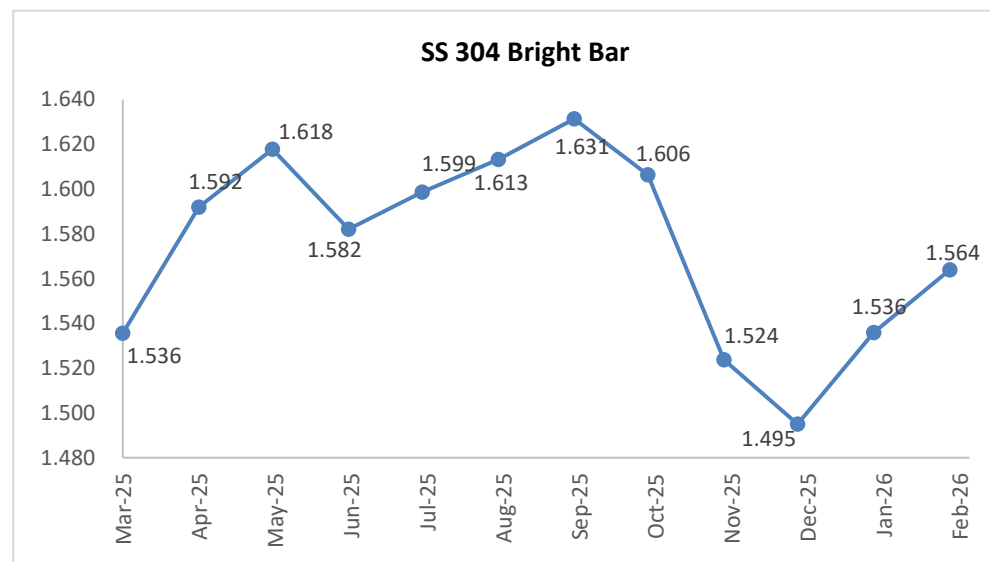
**GB/T 470-2008 - Zn99.995 grade**

DATA SOURCE:-LME

## SS 304 Bright Bar

Material: SS 304 Bright Bar  
Units: USD/kg

Material	Month	SS 304 Bright Bar
SS 304 Bright Bar	Feb-26	1.564
SS 304 Bright Bar	Jan-26	1.536
SS 304 Bright Bar	Dec-25	1.495
SS 304 Bright Bar	Nov-25	1.524
SS 304 Bright Bar	Oct-25	1.606
SS 304 Bright Bar	Sep-25	1.631
SS 304 Bright Bar	Aug-25	1.613
SS 304 Bright Bar	Jul-25	1.599
SS 304 Bright Bar	Jun-25	1.582
SS 304 Bright Bar	May-25	1.618
SS 304 Bright Bar	Apr-25	1.592
SS 304 Bright Bar	Mar-25	1.536



The prices are approx monthly average prices

\*\* SS Stainless Steel

Approx Landed Prices at RM Dealers end for 100mm bright bars

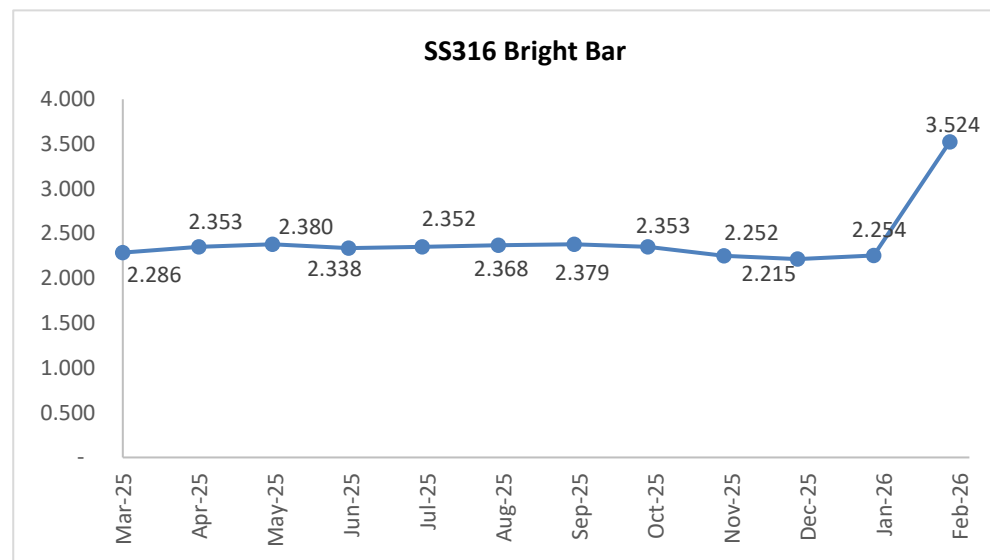
DATA SOURCE:-RM Dealers in India

## SS316 Bright Bar

Material: SS316 Bright Bar

Units: USD/kg

Material	Month	SS316 Bright Bar
SS316 Bright Bar	Feb-26	3.524
SS316 Bright Bar	Jan-26	2.254
SS316 Bright Bar	Dec-25	2.215
SS316 Bright Bar	Nov-25	2.252
SS316 Bright Bar	Oct-25	2.353
SS316 Bright Bar	Sep-25	2.379
SS316 Bright Bar	Aug-25	2.368
SS316 Bright Bar	Jul-25	2.352
SS316 Bright Bar	Jun-25	2.338
SS316 Bright Bar	May-25	2.380
SS316 Bright Bar	Apr-25	2.353
SS316 Bright Bar	Mar-25	2.286



The prices are approx monthly average prices

**\*\* SS Stainless Steel**

Approx Landed Prices at RM Dealers end for 100mm bright bars

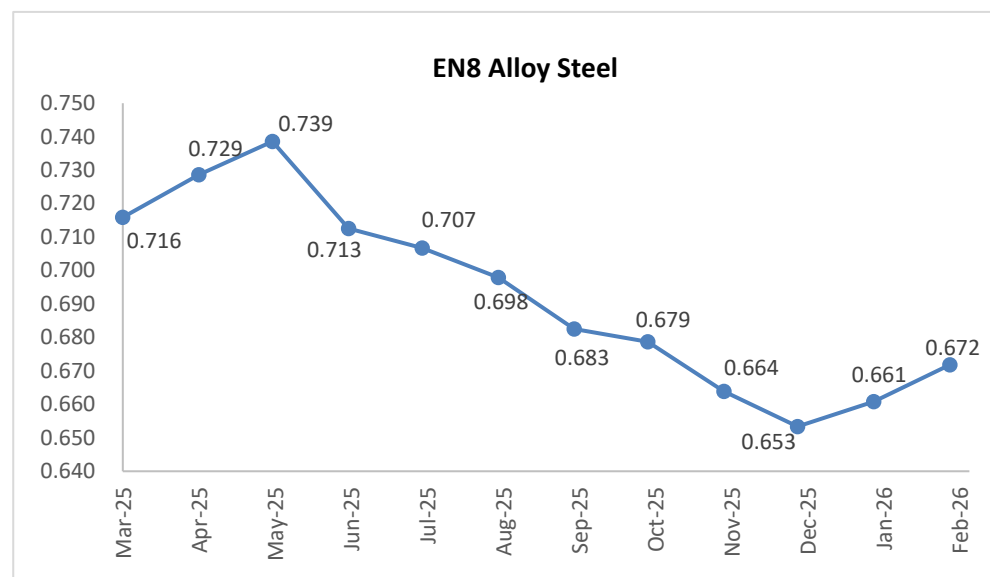
DATA SOURCE:-RM Dealers in India

## EN8 Alloy Steel

Material: EN8 Alloy Steel

Units: USD/kg

Material	Month	EN8 Alloy Steel
EN8 Alloy Steel	Feb-26	0.672
EN8 Alloy Steel	Jan-26	0.661
EN8 Alloy Steel	Dec-25	0.653
EN8 Alloy Steel	Nov-25	0.664
EN8 Alloy Steel	Oct-25	0.679
EN8 Alloy Steel	Sep-25	0.683
EN8 Alloy Steel	Aug-25	0.698
EN8 Alloy Steel	Jul-25	0.707
EN8 Alloy Steel	Jun-25	0.713
EN8 Alloy Steel	May-25	0.739
EN8 Alloy Steel	Apr-25	0.729
EN8 Alloy Steel	Mar-25	0.716



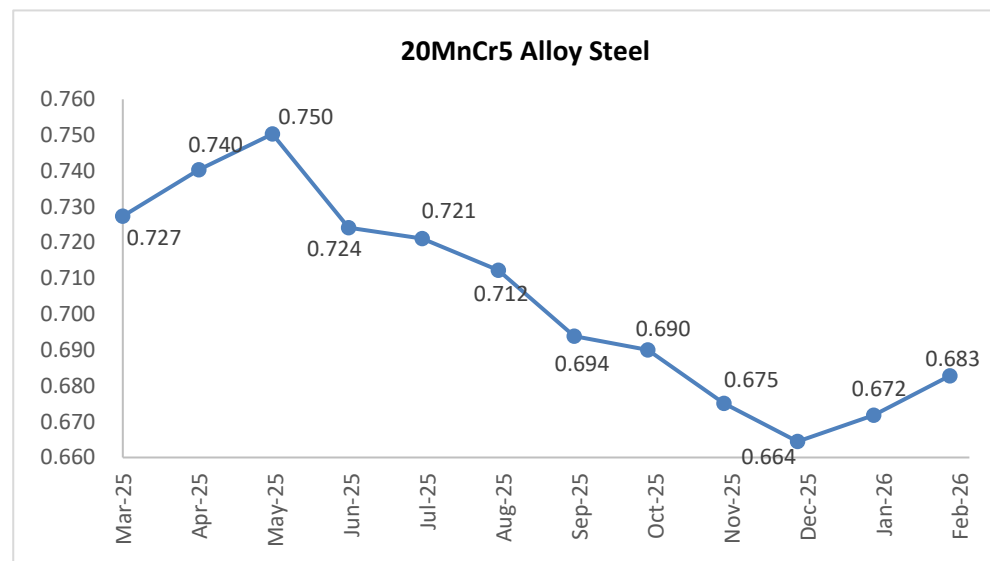
DATA SOURCE:-MMR

The prices are approx monthly average prices

## 20MnCr5 Alloy Steel

Material: 20MnCr5 Alloy Steel  
Units: USD/kg

Material	Month	20MnCr5 Alloy Steel
20MnCr5 Alloy Steel	Feb-26	0.683
20MnCr5 Alloy Steel	Jan-26	0.672
20MnCr5 Alloy Steel	Dec-25	0.664
20MnCr5 Alloy Steel	Nov-25	0.675
20MnCr5 Alloy Steel	Oct-25	0.690
20MnCr5 Alloy Steel	Sep-25	0.694
20MnCr5 Alloy Steel	Aug-25	0.712
20MnCr5 Alloy Steel	Jul-25	0.721
20MnCr5 Alloy Steel	Jun-25	0.724
20MnCr5 Alloy Steel	May-25	0.750
20MnCr5 Alloy Steel	Apr-25	0.740
20MnCr5 Alloy Steel	Mar-25	0.727



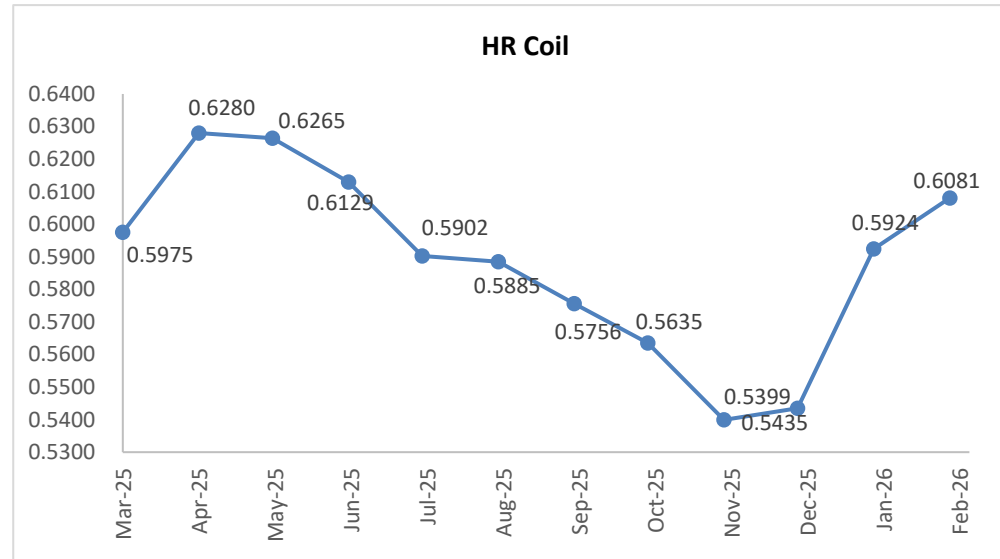
The prices are approx monthly average prices

DATA SOURCE:- CRISIL

## HR Coil

Material	Month	HR Coil
HR Coil	Feb-26	0.6081
HR Coil	Jan-26	0.5924
HR Coil	Dec-25	0.5435
HR Coil	Nov-25	0.5399
HR Coil	Oct-25	0.5635
HR Coil	Sep-25	0.5756
HR Coil	Aug-25	0.5885
HR Coil	Jul-25	0.5902
HR Coil	Jun-25	0.6129
HR Coil	May-25	0.6265
HR Coil	Apr-25	0.6280
HR Coil	Mar-25	0.5975

Material: HR Coil  
Units: USD/kg



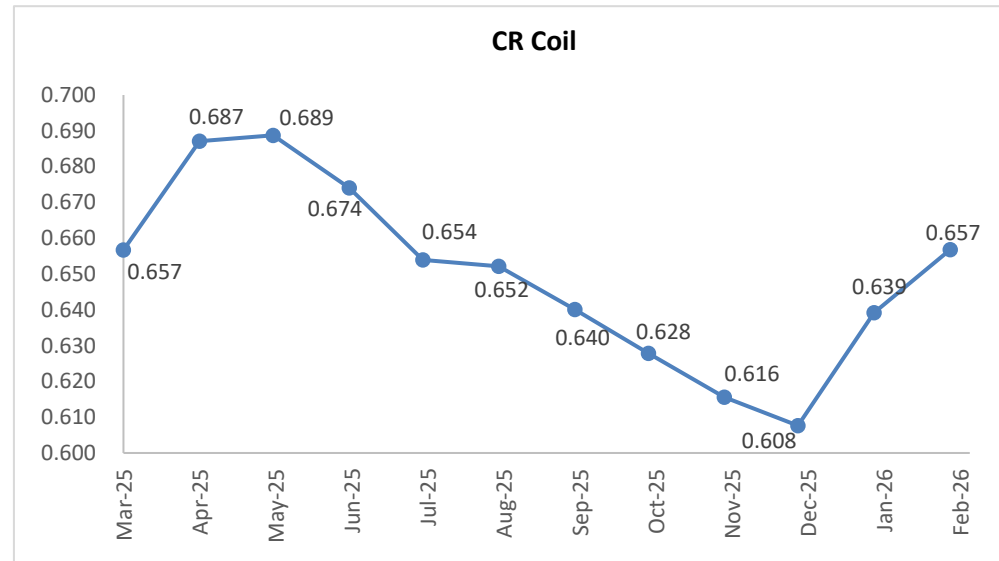
The prices are approx monthly average prices

DATA SOURCE:-CRISIL

## CR Coil

Material: CR Coil  
Units: USD/kg

Material	Month	CR Coil
CR Coil	Feb-26	0.657
CR Coil	Jan-26	0.639
CR Coil	Dec-25	0.608
CR Coil	Nov-25	0.616
CR Coil	Oct-25	0.628
CR Coil	Sep-25	0.640
CR Coil	Aug-25	0.652
CR Coil	Jul-25	0.654
CR Coil	Jun-25	0.674
CR Coil	May-25	0.689
CR Coil	Apr-25	0.687
CR Coil	Mar-25	0.657

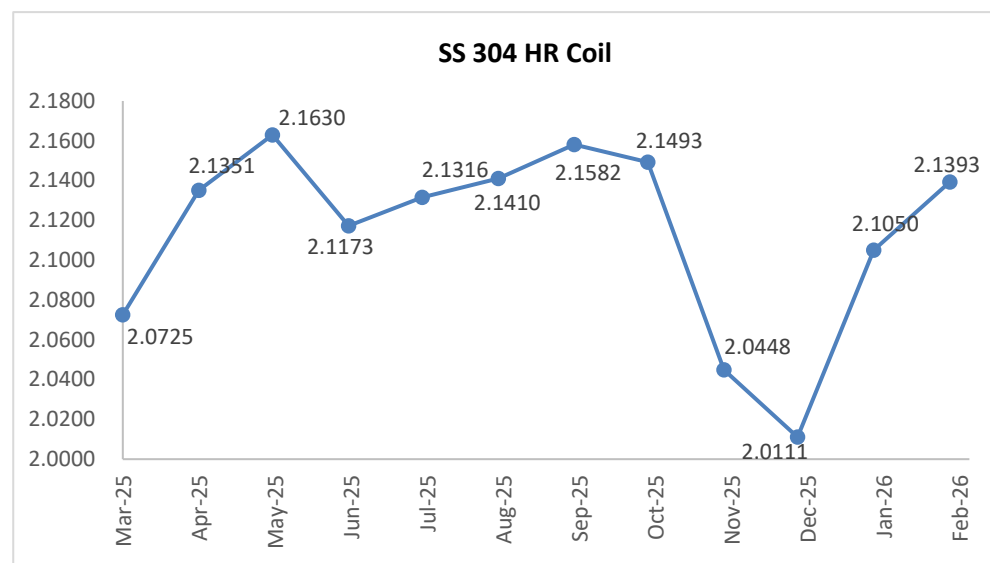


DATA SOURCE:-CRISIL

## SS 304 HR Coil

Material	Month	SS 304 HR Coil
SS 304 HR Coil	Feb-26	2.1393
SS 304 HR Coil	Jan-26	2.1050
SS 304 HR Coil	Dec-25	2.0111
SS 304 HR Coil	Nov-25	2.0448
SS 304 HR Coil	Oct-25	2.1493
SS 304 HR Coil	Sep-25	2.1582
SS 304 HR Coil	Aug-25	2.1410
SS 304 HR Coil	Jul-25	2.1316
SS 304 HR Coil	Jun-25	2.1173
SS 304 HR Coil	May-25	2.1630
SS 304 HR Coil	Apr-25	2.1351
SS 304 HR Coil	Mar-25	2.0725

Material: SS 304 HR Coil  
Units: USD/kg

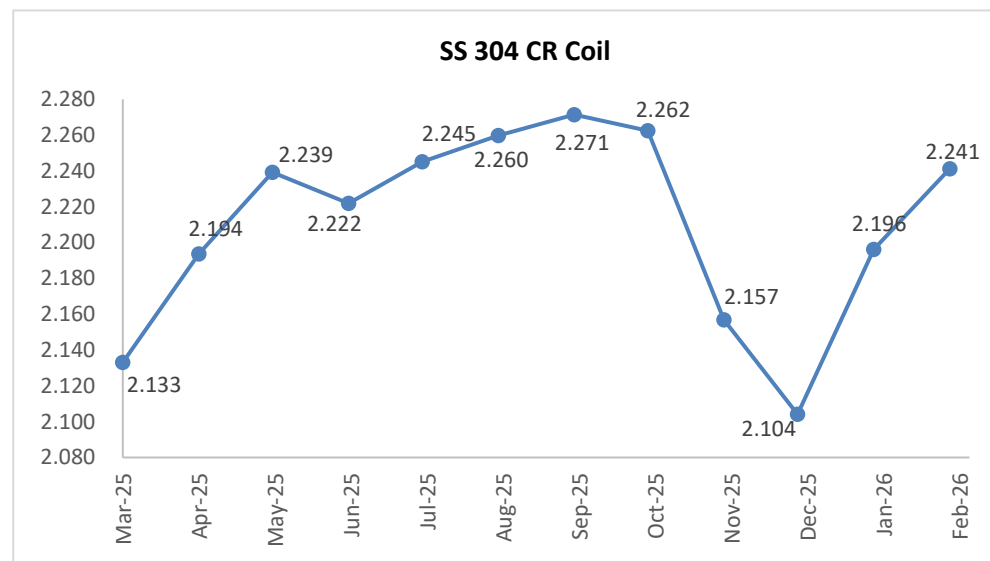


DATA SOURCE:-MMR/CRISIL

## SS 304 CR Coil

Material: SS 304 CR Coil  
Units: USD/kg

Material	Month	SS 304 CR Coil
SS 304 CR Coil	Feb-26	2.241
SS 304 CR Coil	Jan-26	2.196
SS 304 CR Coil	Dec-25	2.104
SS 304 CR Coil	Nov-25	2.157
SS 304 CR Coil	Oct-25	2.262
SS 304 CR Coil	Sep-25	2.271
SS 304 CR Coil	Aug-25	2.260
SS 304 CR Coil	Jul-25	2.245
SS 304 CR Coil	Jun-25	2.222
SS 304 CR Coil	May-25	2.239
SS 304 CR Coil	Apr-25	2.194
SS 304 CR Coil	Mar-25	2.133

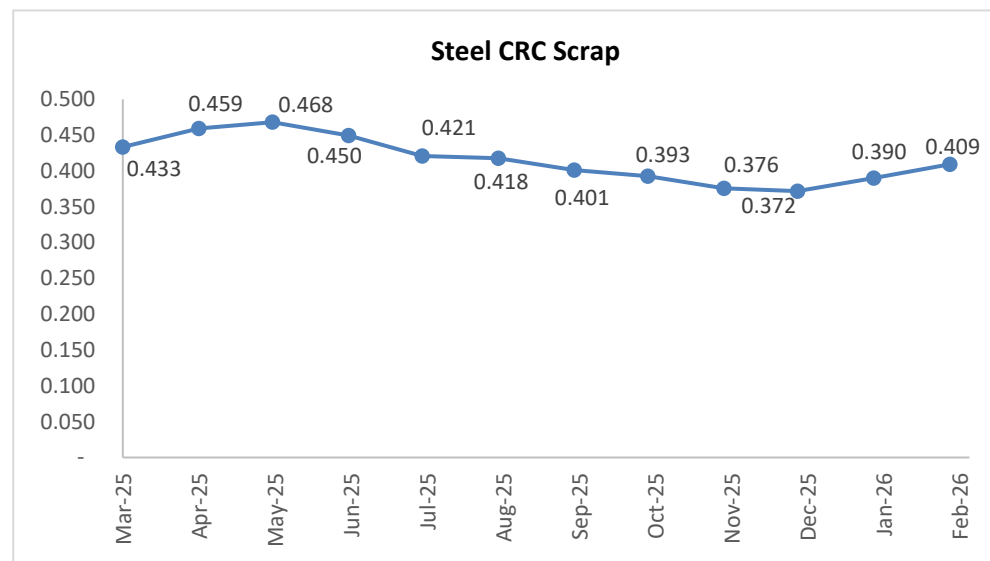


DATA SOURCE:-MMR/CRISIL

## Steel CRC Scrap

Material: Steel CRC Scrap  
Units: USD/kg

Material	Month	Steel CRC Scrap
Steel CRC Scrap	Feb-26	0.409
Steel CRC Scrap	Jan-26	0.390
Steel CRC Scrap	Dec-25	0.372
Steel CRC Scrap	Nov-25	0.376
Steel CRC Scrap	Oct-25	0.393
Steel CRC Scrap	Sep-25	0.401
Steel CRC Scrap	Aug-25	0.418
Steel CRC Scrap	Jul-25	0.421
Steel CRC Scrap	Jun-25	0.450
Steel CRC Scrap	May-25	0.468
Steel CRC Scrap	Apr-25	0.459
Steel CRC Scrap	Mar-25	0.433

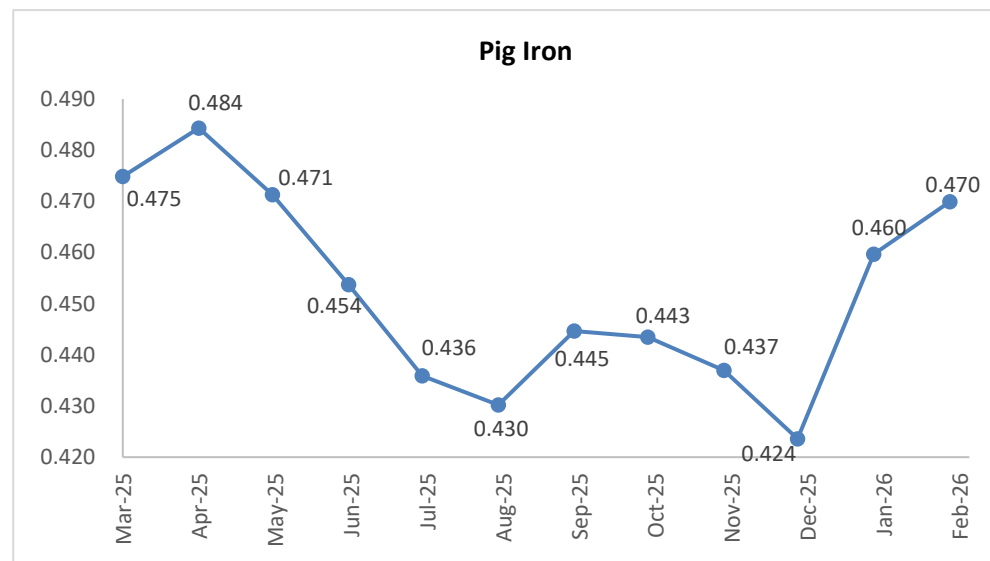


DATA SOURCE:- MMR

## Pig Iron

Material: Pig Iron  
Units: USD/kg

Material	Month	Pig Iron
Pig Iron	Feb-26	0.470
Pig Iron	Jan-26	0.460
Pig Iron	Dec-25	0.424
Pig Iron	Nov-25	0.437
Pig Iron	Oct-25	0.443
Pig Iron	Sep-25	0.445
Pig Iron	Aug-25	0.430
Pig Iron	Jul-25	0.436
Pig Iron	Jun-25	0.454
Pig Iron	May-25	0.471
Pig Iron	Apr-25	0.484
Pig Iron	Mar-25	0.475

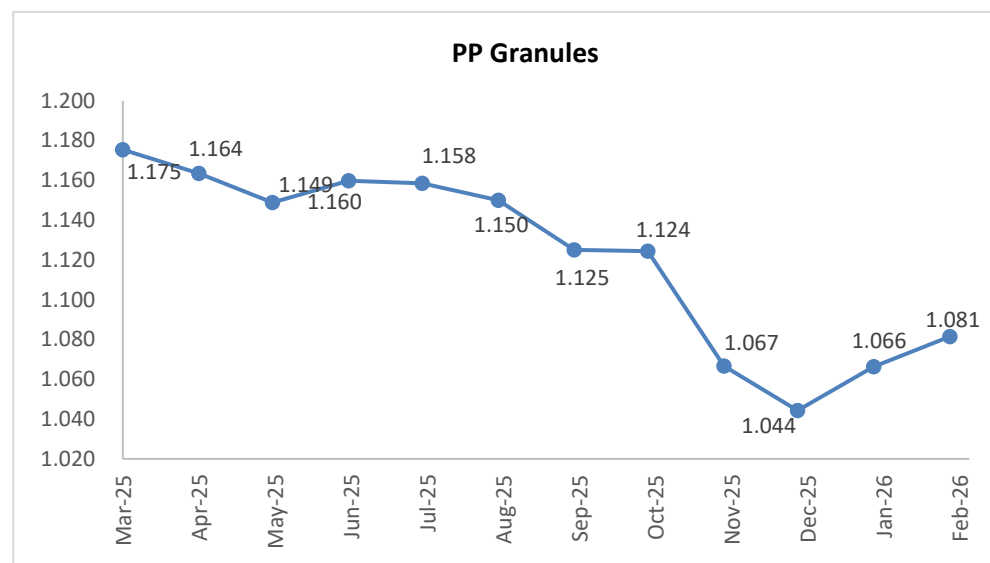


DATA SOURCE:-MMR

## PP Granules

Material: PP Granules  
Units: USD/kg

Material	Month	PP Granules
PP Granules	Feb-26	1.081
PP Granules	Jan-26	1.066
PP Granules	Dec-25	1.044
PP Granules	Nov-25	1.067
PP Granules	Oct-25	1.124
PP Granules	Sep-25	1.125
PP Granules	Aug-25	1.150
PP Granules	Jul-25	1.158
PP Granules	Jun-25	1.160
PP Granules	May-25	1.149
PP Granules	Apr-25	1.164
PP Granules	Mar-25	1.175



PP Granules (Injection Molding Grade)

The above Prices are RIL(Reliance) PP prices  
– Ex works Jamnagar

The above prices are for the following grades of PP - H110MA  
/H200MA /H200MAL  
H110MS /H110MAK /H200MAK.

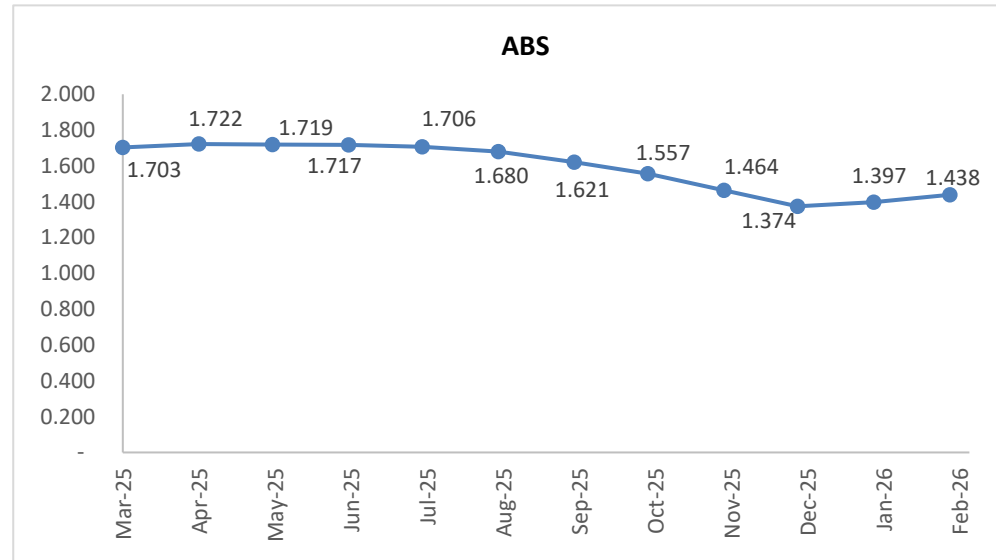
Prices are inclusive of Tax Jamnagar Warehouse Prices.

DATA SOURCE:-Reliance Industries

# ABS

Material: ABS  
Units: USD/kg

Material	Month	ABS
ABS	Feb-26	1.438
ABS	Jan-26	1.397
ABS	Dec-25	1.374
ABS	Nov-25	1.464
ABS	Oct-25	1.557
ABS	Sep-25	1.621
ABS	Aug-25	1.680
ABS	Jul-25	1.706
ABS	Jun-25	1.717
ABS	May-25	1.719
ABS	Apr-25	1.722
ABS	Mar-25	1.703

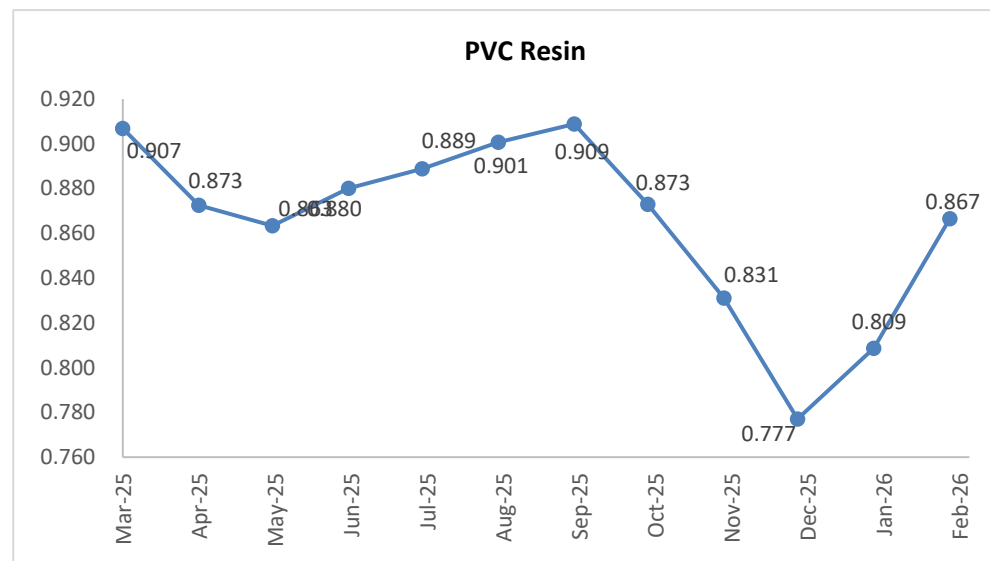


DATA SOURCE:-CMIE

## PVC Resin

Material: PVC Resin  
Units: USD/kg

Material	Month	PVC Resin
PVC Resin	Feb-26	0.867
PVC Resin	Jan-26	0.809
PVC Resin	Dec-25	0.777
PVC Resin	Nov-25	0.831
PVC Resin	Oct-25	0.873
PVC Resin	Sep-25	0.909
PVC Resin	Aug-25	0.901
PVC Resin	Jul-25	0.889
PVC Resin	Jun-25	0.880
PVC Resin	May-25	0.863
PVC Resin	Apr-25	0.873
PVC Resin	Mar-25	0.907



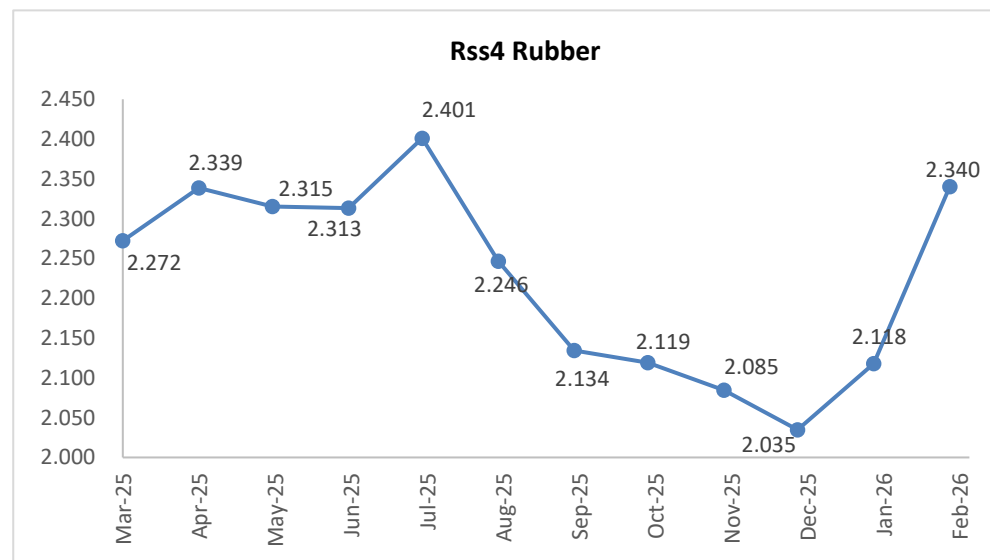
The above prices are for the following grade of PVC – 57GMR01

DATA SOURCE:- Reliance Industries

## Rss4 Rubber

Material: Rss4 Rubber  
Units: USD/kg

Material	Month	Rss4 Rubber
Rss4 Rubber	Feb-26	2.340
Rss4 Rubber	Jan-26	2.118
Rss4 Rubber	Dec-25	2.035
Rss4 Rubber	Nov-25	2.085
Rss4 Rubber	Oct-25	2.119
Rss4 Rubber	Sep-25	2.134
Rss4 Rubber	Aug-25	2.246
Rss4 Rubber	Jul-25	2.401
Rss4 Rubber	Jun-25	2.313
Rss4 Rubber	May-25	2.315
Rss4 Rubber	Apr-25	2.339
Rss4 Rubber	Mar-25	2.272



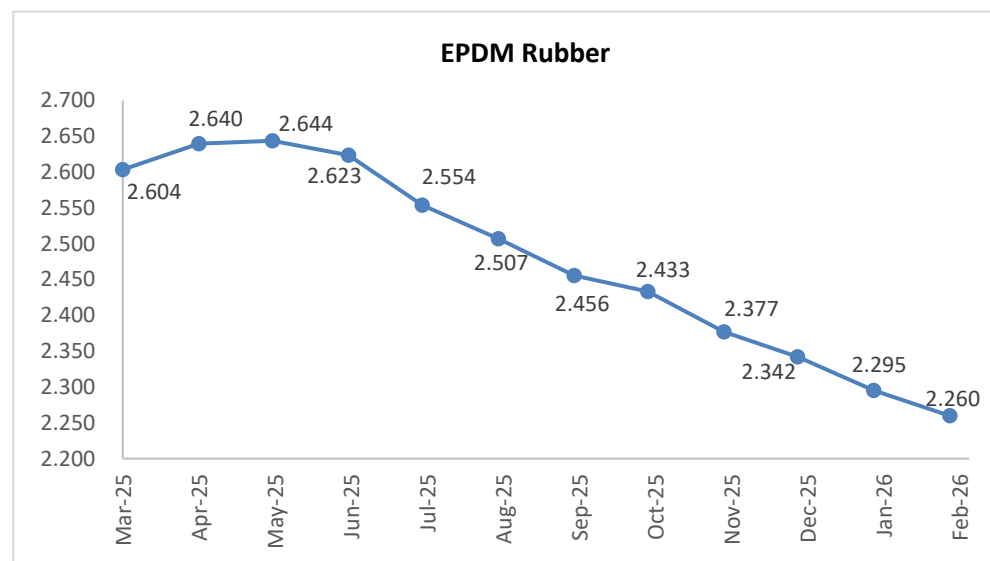
The prices are approx monthly average prices

DATA SOURCE:- Rubber Board

## EPDM Rubber

Material	Month	EPDM Rubber
EPDM Rubber	Feb-26	2.260
EPDM Rubber	Jan-26	2.295
EPDM Rubber	Dec-25	2.342
EPDM Rubber	Nov-25	2.377
EPDM Rubber	Oct-25	2.433
EPDM Rubber	Sep-25	2.456
EPDM Rubber	Aug-25	2.507
EPDM Rubber	Jul-25	2.554
EPDM Rubber	Jun-25	2.623
EPDM Rubber	May-25	2.644
EPDM Rubber	Apr-25	2.640
EPDM Rubber	Mar-25	2.604

Material: EPDM Rubber  
Units: USD/kg



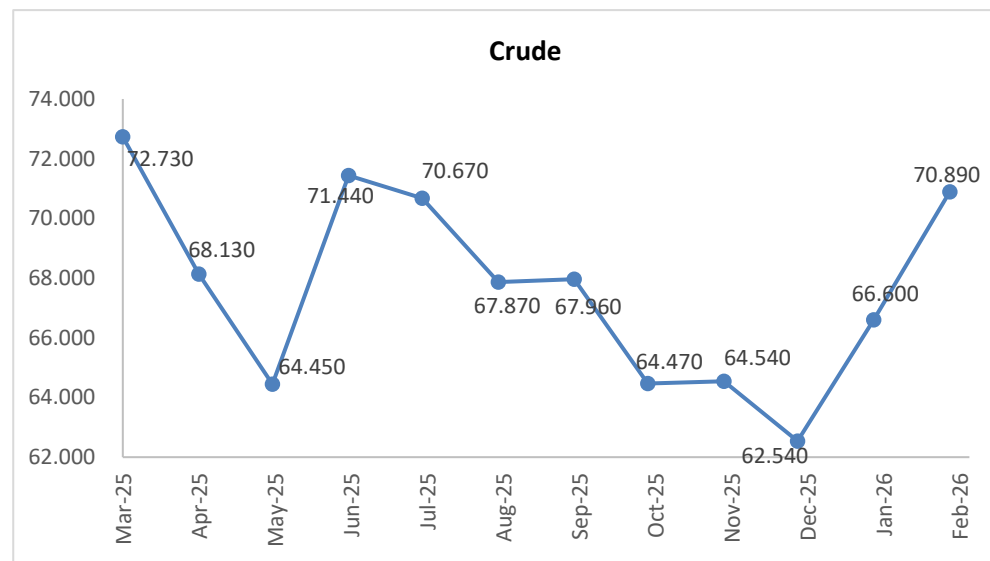
The prices are approx monthly average prices

DATA SOURCE:- Industry Sources

## Crude

Material: Crude  
Units: USD/Barrel

Material	Month	Crude
Crude	Feb-26	70.890
Crude	Jan-26	66.600
Crude	Dec-25	62.540
Crude	Nov-25	64.540
Crude	Oct-25	64.470
Crude	Sep-25	67.960
Crude	Aug-25	67.870
Crude	Jul-25	70.670
Crude	Jun-25	71.440
Crude	May-25	64.450
Crude	Apr-25	68.130
Crude	Mar-25	72.730



DATA SOURCE:- eia.doe.gov –  
Energy Information Administration- U.S

Europe Brent Spot Price FOB (Dollars per Barrel)

## DISCLAIMER



**“PSC Monthly RM Trends”** is an initiative of Pinnacle Sourcing & Consultancy Pvt. Ltd. which provides information on price trends of various commodities including Ferrous Metals, Non-Ferrous Metals, Plastic Polymers, Rubber. It also contains information on crude petroleum prices, foreign exchange rates.

The data sources are selected based on the advice of the industry experts.

This initiative was taken to provide compilation of the price movement of the key commodities for strategic decision making and not meant for influencing commercial transactions.

Pinnacle Sourcing & Consultancy Pvt. Ltd.  
(HQ: Gurugram, India)  
[www.pinnaclesourcing.net](http://www.pinnaclesourcing.net)  
[info@pinnaclesourcing.net](mailto:info@pinnaclesourcing.net)