



Mar-26

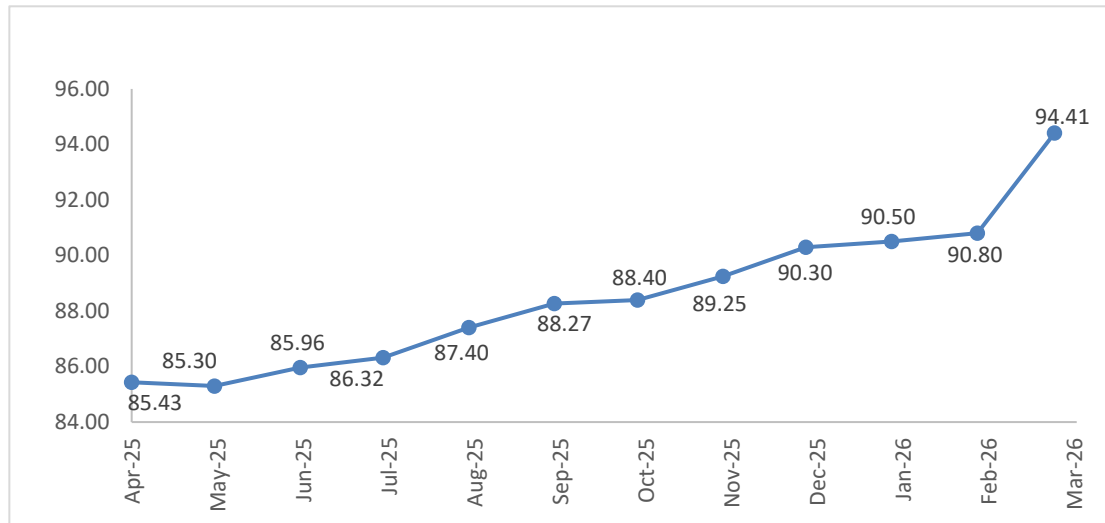
Content

S. No	Currency	Page No
1	Indian Rupee	3
2	Euro	4
3	Canadian Dollar	5
4	Chinese Yuan Renminbi	6
5	Mexican Peso	7
6	Vietnamese Dong (per 1000)	8
7	Thai Baht	9
8	Japanese Yen	10
9	Taiwanese Dollar	11
10	Turkish Lira	12

Indian Rupee

Currency Indian Rupee
 Converted Currency US\$

Currency	Month	US\$
Indian Rupee	Mar-26	94.41
Indian Rupee	Feb-26	90.80
Indian Rupee	Jan-26	90.50
Indian Rupee	Dec-25	90.30
Indian Rupee	Nov-25	89.25
Indian Rupee	Oct-25	88.40
Indian Rupee	Sep-25	88.27
Indian Rupee	Aug-25	87.40
Indian Rupee	Jul-25	86.32
Indian Rupee	Jun-25	85.96
Indian Rupee	May-25	85.30
Indian Rupee	Apr-25	85.43

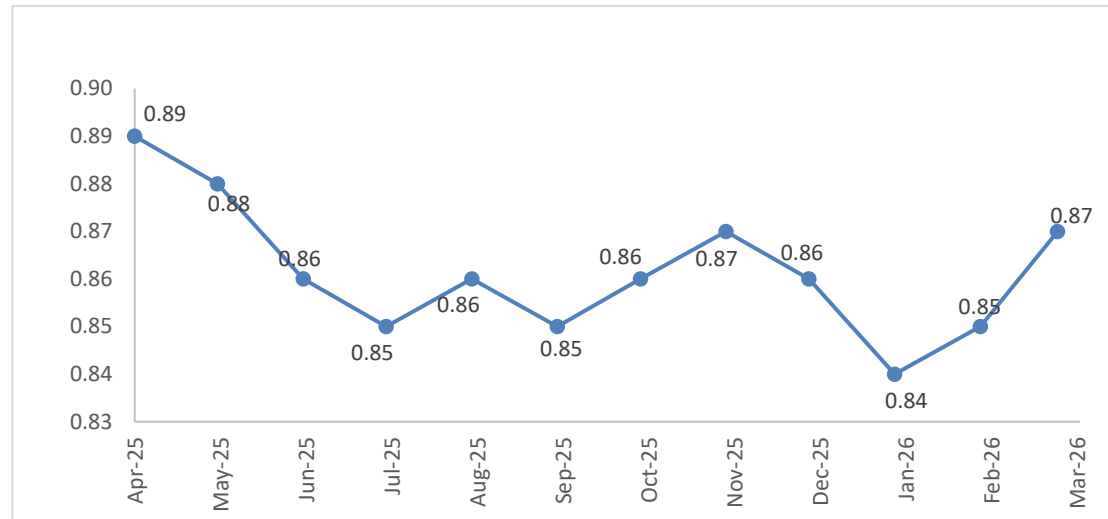


DATA SOURCE:- OANDA

Euro

Currency Euro
Converted Currency US\$

Currency	Month	US\$
Euro	Mar-26	0.87
Euro	Feb-26	0.85
Euro	Jan-26	0.84
Euro	Dec-25	0.86
Euro	Nov-25	0.87
Euro	Oct-25	0.86
Euro	Sep-25	0.85
Euro	Aug-25	0.86
Euro	Jul-25	0.85
Euro	Jun-25	0.86
Euro	May-25	0.88
Euro	Apr-25	0.89

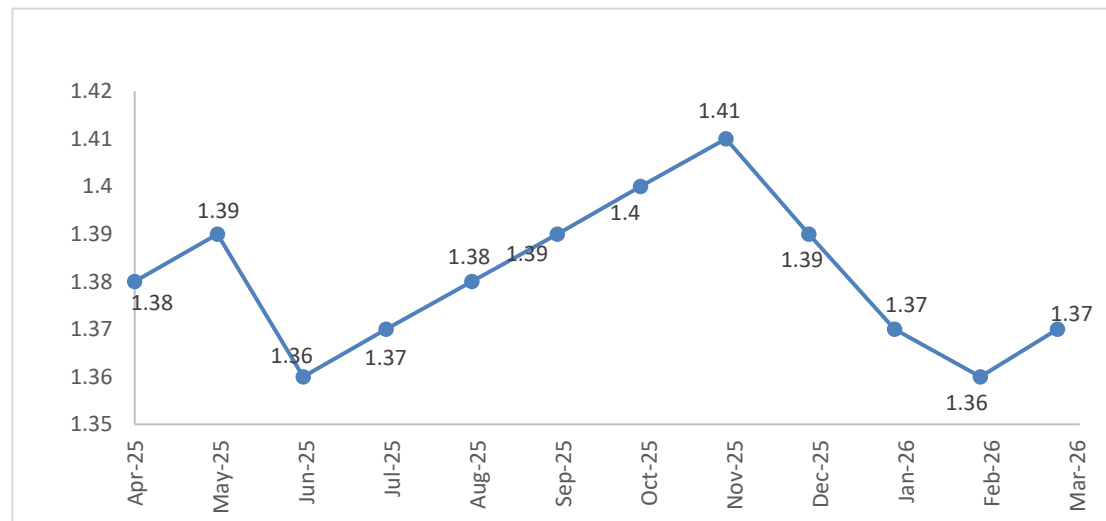


DATA SOURCE:- OANDA

Canadian Dollar

Currency Canadian Dollar
Converted Currency US\$

Currency	Month	US\$
Canadian Dollar	Mar-26	1.37
Canadian Dollar	Feb-26	1.36
Canadian Dollar	Jan-26	1.37
Canadian Dollar	Dec-25	1.39
Canadian Dollar	Nov-25	1.41
Canadian Dollar	Oct-25	1.4
Canadian Dollar	Sep-25	1.39
Canadian Dollar	Aug-25	1.38
Canadian Dollar	Jul-25	1.37
Canadian Dollar	Jun-25	1.36
Canadian Dollar	May-25	1.39
Canadian Dollar	Apr-25	1.38

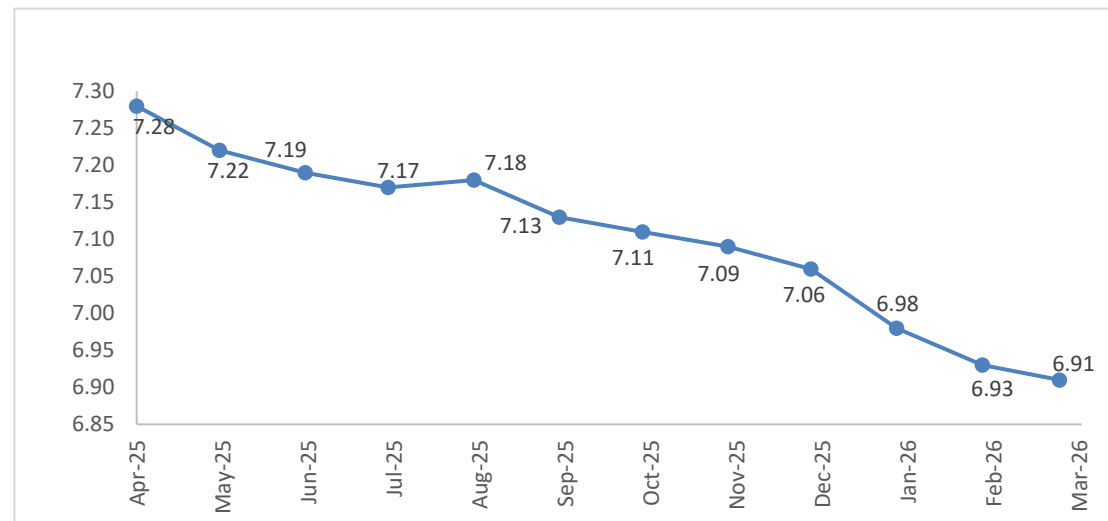


DATA SOURCE:- OANDA

Chinese Yuan Renminbi

Currency Chinese Yuan Renminbi
Converted Currency US\$

Currency	Month	US\$
Chinese Yuan Renminbi	Mar-26	6.91
Chinese Yuan Renminbi	Feb-26	6.93
Chinese Yuan Renminbi	Jan-26	6.98
Chinese Yuan Renminbi	Dec-25	7.06
Chinese Yuan Renminbi	Nov-25	7.09
Chinese Yuan Renminbi	Oct-25	7.11
Chinese Yuan Renminbi	Sep-25	7.13
Chinese Yuan Renminbi	Aug-25	7.18
Chinese Yuan Renminbi	Jul-25	7.17
Chinese Yuan Renminbi	Jun-25	7.19
Chinese Yuan Renminbi	May-25	7.22
Chinese Yuan Renminbi	Apr-25	7.28

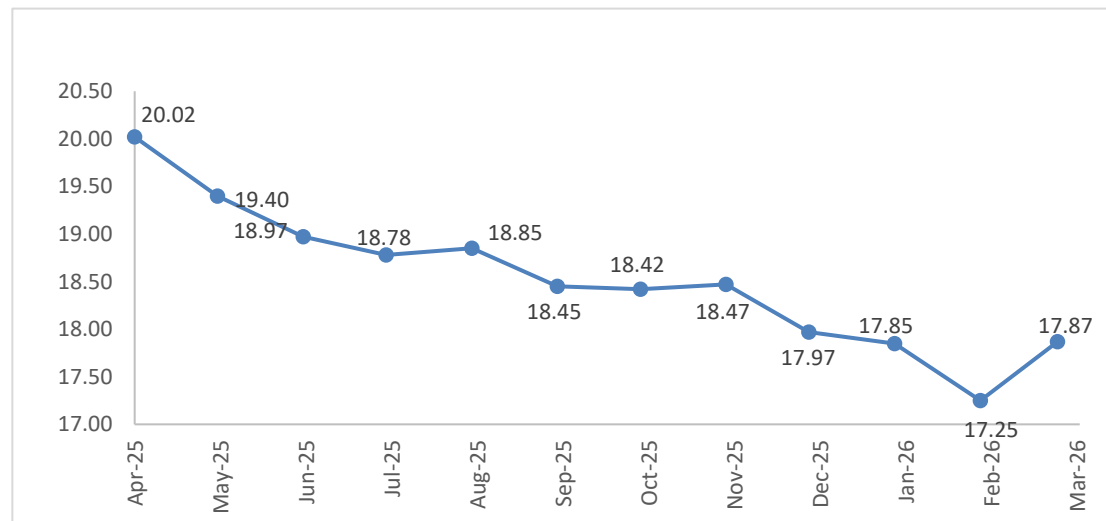


DATA SOURCE:- OANDA

Mexican Peso

Currency Mexican Peso
Converted Currency US\$

Currency	Month	US\$
Mexican Peso	Mar-26	17.87
Mexican Peso	Feb-26	17.25
Mexican Peso	Jan-26	17.85
Mexican Peso	Dec-25	17.97
Mexican Peso	Nov-25	18.47
Mexican Peso	Oct-25	18.42
Mexican Peso	Sep-25	18.45
Mexican Peso	Aug-25	18.85
Mexican Peso	Jul-25	18.78
Mexican Peso	Jun-25	18.97
Mexican Peso	May-25	19.40
Mexican Peso	Apr-25	20.02

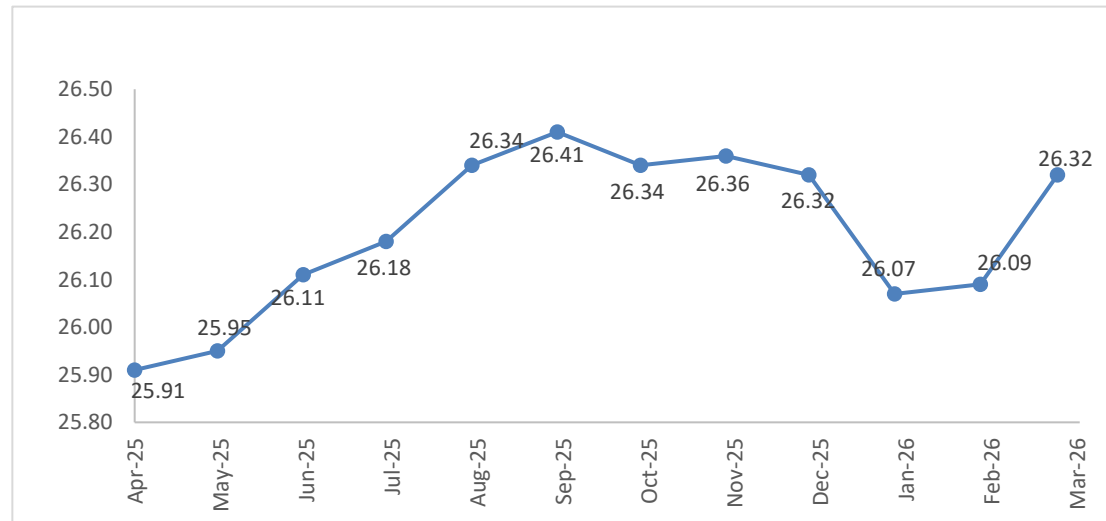


DATA SOURCE:- OANDA

Vietnamese Dong (per 1000)

Currency Vietnamese Dong (per 1000)
Converted Currency US\$

Currency	Month	US\$
Vietnamese Dong (per 1000)	Mar-26	26.32
Vietnamese Dong (per 1000)	Feb-26	26.09
Vietnamese Dong (per 1000)	Jan-26	26.07
Vietnamese Dong (per 1000)	Dec-25	26.32
Vietnamese Dong (per 1000)	Nov-25	26.36
Vietnamese Dong (per 1000)	Oct-25	26.34
Vietnamese Dong (per 1000)	Sep-25	26.41
Vietnamese Dong (per 1000)	Aug-25	26.34
Vietnamese Dong (per 1000)	Jul-25	26.18
Vietnamese Dong (per 1000)	Jun-25	26.11
Vietnamese Dong (per 1000)	May-25	25.95
Vietnamese Dong (per 1000)	Apr-25	25.91

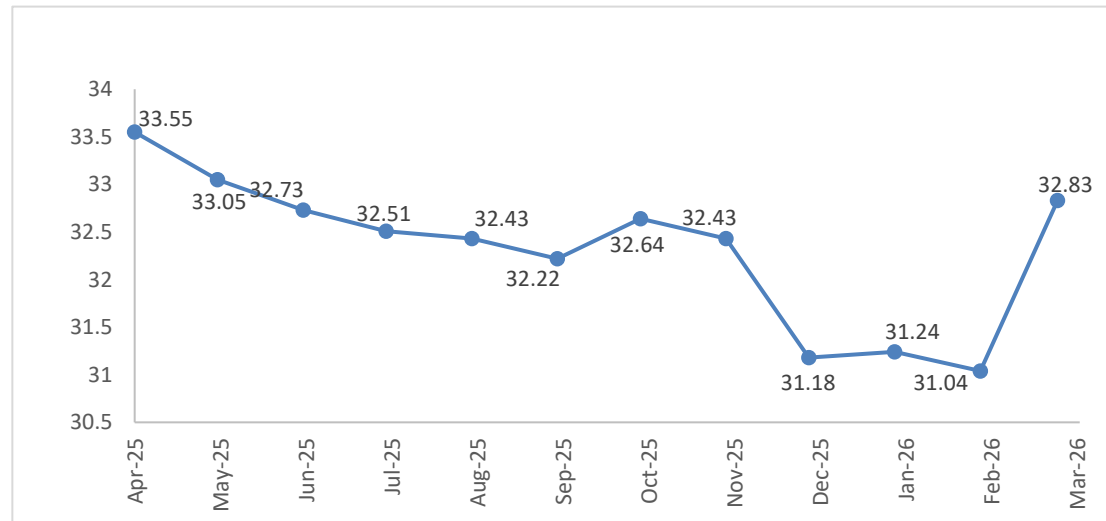


DATA SOURCE:- OANDA

Thai Baht

Currency Thai Baht
Converted Currency US\$

Currency	Month	US\$
Thai Baht	Mar-26	32.83
Thai Baht	Feb-26	31.04
Thai Baht	Jan-26	31.24
Thai Baht	Dec-25	31.18
Thai Baht	Nov-25	32.43
Thai Baht	Oct-25	32.64
Thai Baht	Sep-25	32.22
Thai Baht	Aug-25	32.43
Thai Baht	Jul-25	32.51
Thai Baht	Jun-25	32.73
Thai Baht	May-25	33.05
Thai Baht	Apr-25	33.55

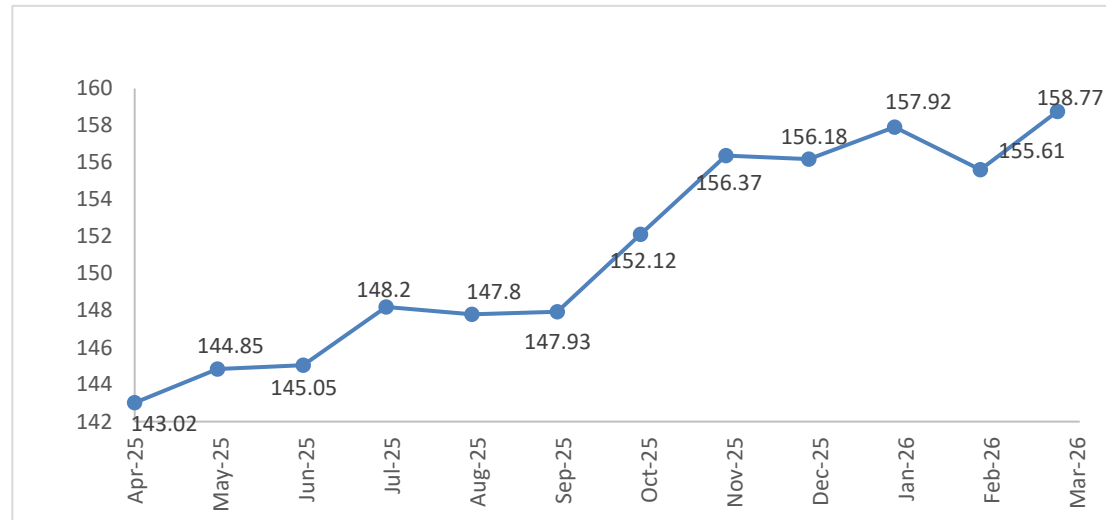


DATA SOURCE:- OANDA

Japanese Yen

Currency Japanese Yen
Converted Currency US\$

Currency	Month	US\$
Japanese Yen	Mar-26	158.77
Japanese Yen	Feb-26	155.61
Japanese Yen	Jan-26	157.92
Japanese Yen	Dec-25	156.18
Japanese Yen	Nov-25	156.37
Japanese Yen	Oct-25	152.12
Japanese Yen	Sep-25	147.93
Japanese Yen	Aug-25	147.8
Japanese Yen	Jul-25	148.2
Japanese Yen	Jun-25	145.05
Japanese Yen	May-25	144.85
Japanese Yen	Apr-25	143.02

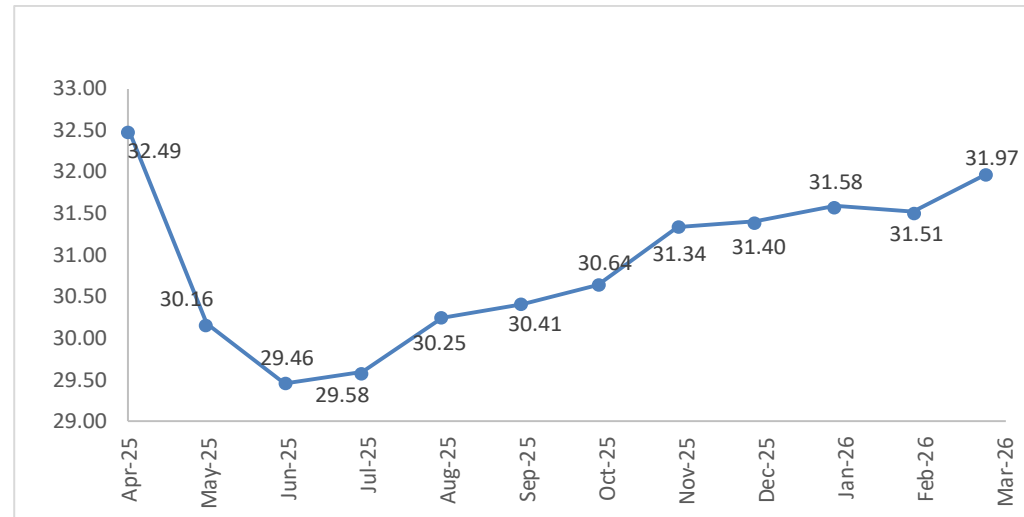


DATA SOURCE:- OANDA

Taiwanese Dollar

Currency Taiwanese Dollar
Converted Currency US\$

Currency	Month	US\$
Taiwanese Dollar	Mar-26	31.97
Taiwanese Dollar	Feb-26	31.51
Taiwanese Dollar	Jan-26	31.58
Taiwanese Dollar	Dec-25	31.40
Taiwanese Dollar	Nov-25	31.34
Taiwanese Dollar	Oct-25	30.64
Taiwanese Dollar	Sep-25	30.41
Taiwanese Dollar	Aug-25	30.25
Taiwanese Dollar	Jul-25	29.58
Taiwanese Dollar	Jun-25	29.46
Taiwanese Dollar	May-25	30.16
Taiwanese Dollar	Apr-25	32.49

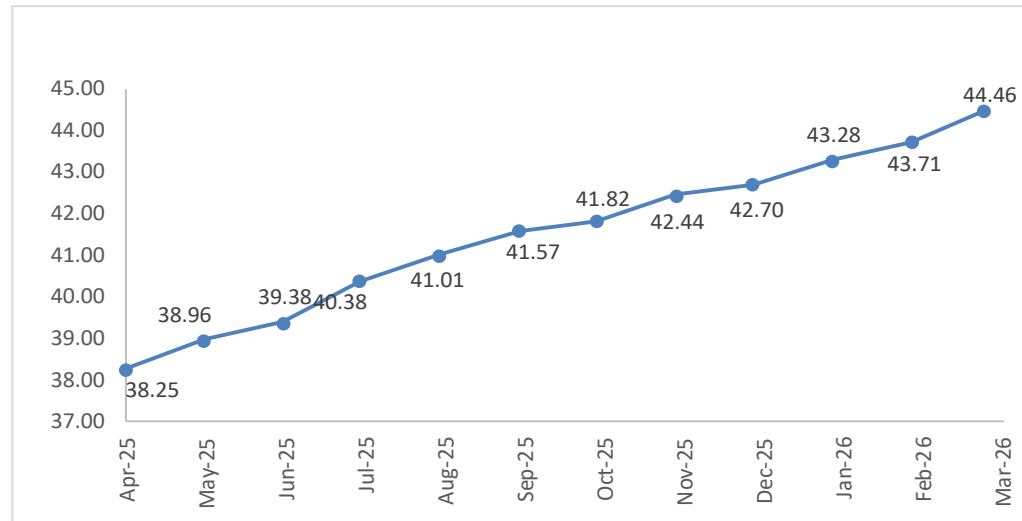


DATA SOURCE:- OANDA

Turkish Lira

Currency Turkish Lira
Converted Currency US\$

Currency	Month	US\$
Turkish Lira	Mar-26	44.46
Turkish Lira	Feb-26	43.71
Turkish Lira	Jan-26	43.28
Turkish Lira	Dec-25	42.70
Turkish Lira	Nov-25	42.44
Turkish Lira	Oct-25	41.82
Turkish Lira	Sep-25	41.57
Turkish Lira	Aug-25	41.01
Turkish Lira	Jul-25	40.38
Turkish Lira	Jun-25	39.38
Turkish Lira	May-25	38.96
Turkish Lira	Apr-25	38.25



DATA SOURCE:- OANDA

DISCLAIMER



“PSC Monthly Currency Trends” is an initiative of Pinnacle Sourcing & Consultancy Pvt. Ltd. The data sources are selected based on the advice of the industry experts.

Pinnacle Sourcing & Consultancy Pvt. Ltd.
(HQ: Gurugram, India)
www.pinnaclesourcing.net
info@pinnaclesourcing.net

DATA SOURCE:- OANDA