



Mar-26

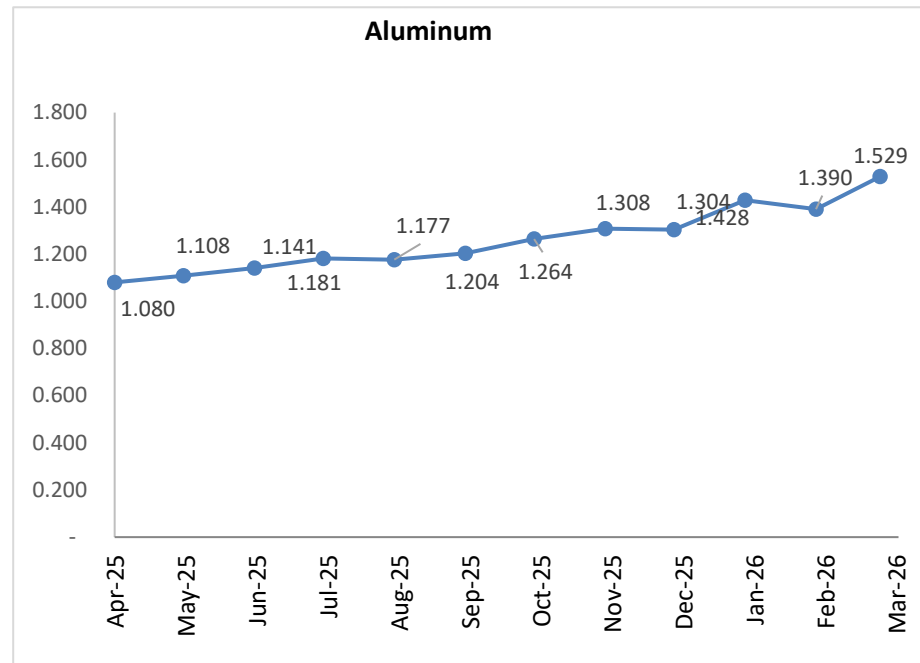
Content

S. No	Material:	Page No
1	Virgin Aluminum	3
2	Aluminum Alloy	4
3	Copper	5
4	Zinc SHG	6
5	SS 304 Bright Bar	7
6	SS316 Bright Bar	8
7	EN8 Alloy Steel	9
8	20MnCr5 Alloy Steel	10
9	HR Coil	11
10	CR Coil	12
11	SS 304 HR Coil	13
12	SS 304 CR Coil	12
13	Steel CRC Scrap	15
14	Pig Iron	16
15	PP Granules	17
16	ABS	18
17	PVC Resin	19
18	Rss4 Rubber	20
19	EPDM Rubber	21
20	Crude Oil	22

Virgin Aluminum

Material: Aluminum
Units: USD/lbs

Material	Month	Aluminum
Aluminum	Mar-26	1.529
Aluminum	Feb-26	1.390
Aluminum	Jan-26	1.428
Aluminum	Dec-25	1.304
Aluminum	Nov-25	1.308
Aluminum	Oct-25	1.264
Aluminum	Sep-25	1.204
Aluminum	Aug-25	1.177
Aluminum	Jul-25	1.181
Aluminum	Jun-25	1.141
Aluminum	May-25	1.108
Aluminum	Apr-25	1.080



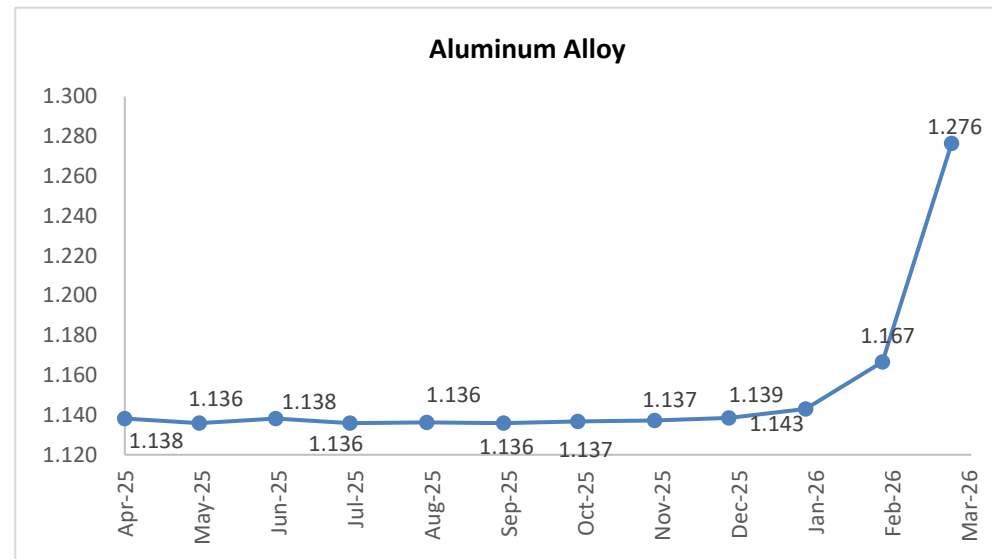
- P1020A in the North American and International Registration Record entitled “International Designations and Chemical Composition Limits for Unalloyed Aluminum” (revised March 2007)
- A199.70 in the GB/T 1196-2008 Standard entitled “Unalloyed aluminum ingots for remelting”

DATA SOURCE:-LME

Aluminum Alloy A380.1, 226/AD12.1

Material: Aluminum Alloy
Units: USD/lbs

Material	Month	Aluminum Alloy
Aluminum Alloy	Mar-26	1.276
Aluminum Alloy	Feb-26	1.167
Aluminum Alloy	Jan-26	1.143
Aluminum Alloy	Dec-25	1.139
Aluminum Alloy	Nov-25	1.137
Aluminum Alloy	Oct-25	1.137
Aluminum Alloy	Sep-25	1.136
Aluminum Alloy	Aug-25	1.136
Aluminum Alloy	Jul-25	1.136
Aluminum Alloy	Jun-25	1.138
Aluminum Alloy	May-25	1.136
Aluminum Alloy	Apr-25	1.138



Aluminum alloy conforming to A380.1, 226 or AD12.1

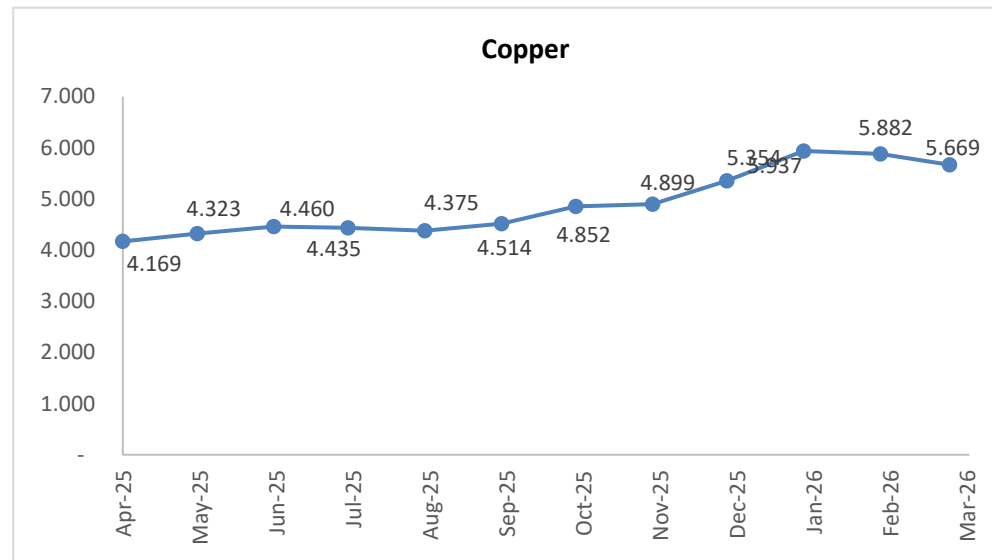
The prices are "LME 3 month mean" average prices

DATA SOURCE:-LME

Copper

Material: Copper
Units: USD/lbs

Material	Month	Copper
Copper	Mar-26	5.669
Copper	Feb-26	5.882
Copper	Jan-26	5.937
Copper	Dec-25	5.354
Copper	Nov-25	4.899
Copper	Oct-25	4.852
Copper	Sep-25	4.514
Copper	Aug-25	4.375
Copper	Jul-25	4.435
Copper	Jun-25	4.460
Copper	May-25	4.323
Copper	Apr-25	4.169



Grade A copper must conform to the chemical composition of one of the following standards:
BS EN 1978:1998 - Cu-CATH-1
GB/T 467-2010 - Cu-CATH-1
ASTM B115-10 - cathode Grade 1

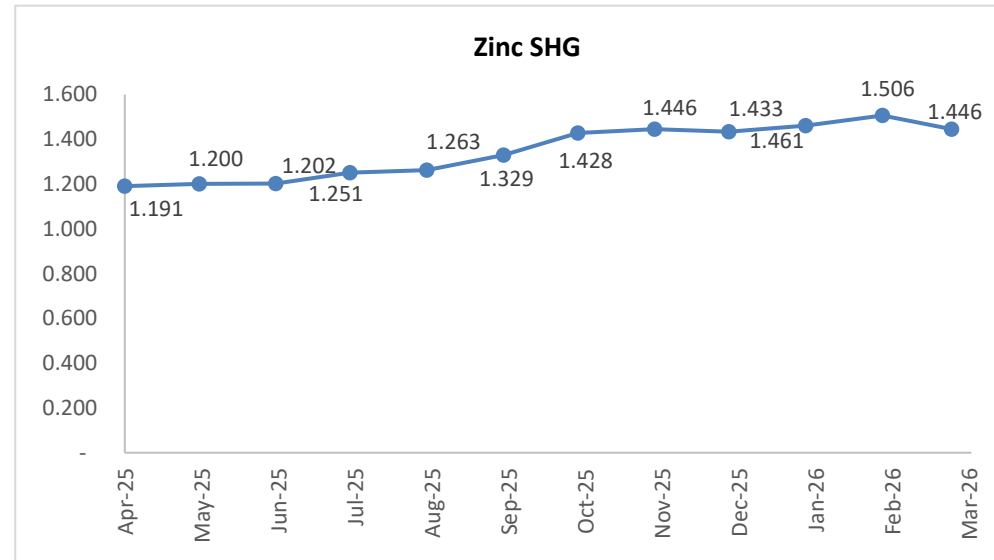
The prices are "LME 3 month mean "average prices

DATA SOURCE:-LME

Zinc SHG

Material: Zinc SHG
Units: USD/lbs

Material	Month	Zinc SHG
Zinc SHG	Mar-26	1.446
Zinc SHG	Feb-26	1.506
Zinc SHG	Jan-26	1.461
Zinc SHG	Dec-25	1.433
Zinc SHG	Nov-25	1.446
Zinc SHG	Oct-25	1.428
Zinc SHG	Sep-25	1.329
Zinc SHG	Aug-25	1.263
Zinc SHG	Jul-25	1.251
Zinc SHG	Jun-25	1.202
Zinc SHG	May-25	1.200
Zinc SHG	Apr-25	1.191



**** SHG-Special High Grade**

The prices are "LME 3 month mean "average prices

Special high-grade zinc of 99.995% purity (minimum) must conform to the chemical composition of one of the following standards:

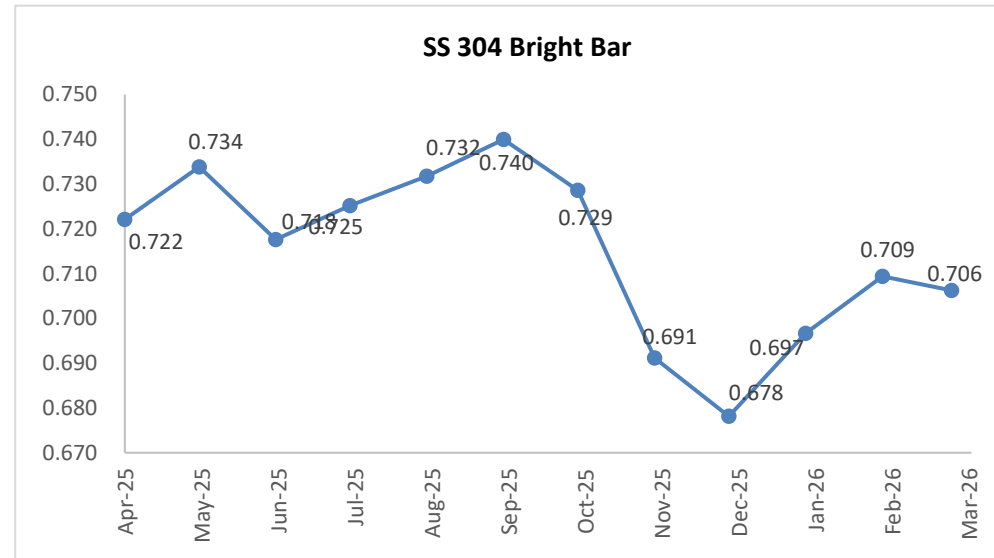
- BS EN 1179:2003 - 99.995% grade**
- ISO 752:2004 - ZN-1 grade**
- ASTM B6-12 - LME grade**
- GB/T 470-2008 - Zn99.995 grade**

DATA SOURCE:-LME

SS 304 Bright Bar

Material: SS 304 Bright Bar
Units: USD/lbs

Material	Month	SS 304 Bright Bar
SS 304 Bright Bar	Mar-26	0.706
SS 304 Bright Bar	Feb-26	0.709
SS 304 Bright Bar	Jan-26	0.697
SS 304 Bright Bar	Dec-25	0.678
SS 304 Bright Bar	Nov-25	0.691
SS 304 Bright Bar	Oct-25	0.729
SS 304 Bright Bar	Sep-25	0.740
SS 304 Bright Bar	Aug-25	0.732
SS 304 Bright Bar	Jul-25	0.725
SS 304 Bright Bar	Jun-25	0.718
SS 304 Bright Bar	May-25	0.734
SS 304 Bright Bar	Apr-25	0.722



The prices are approx monthly average prices

** SS Stainless Steel

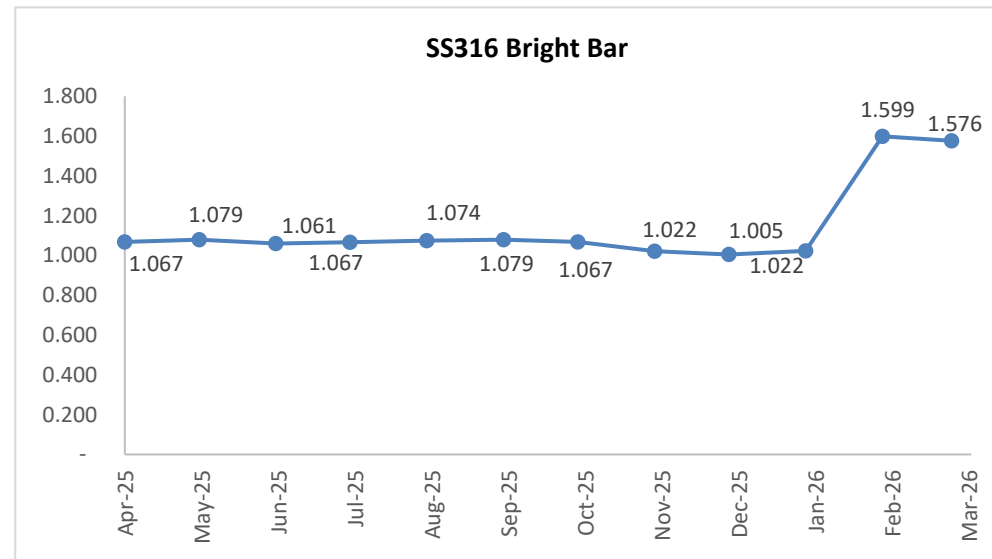
Approx Landed Prices at RM Dealers end for 100mm bright bars

DATA SOURCE:-RM Dealers in India

SS316 Bright Bar

Material: SS316 Bright Bar
Units: USD/lbs

Material	Month	SS316 Bright Bar
SS316 Bright Bar	Mar-26	1.576
SS316 Bright Bar	Feb-26	1.599
SS316 Bright Bar	Jan-26	1.022
SS316 Bright Bar	Dec-25	1.005
SS316 Bright Bar	Nov-25	1.022
SS316 Bright Bar	Oct-25	1.067
SS316 Bright Bar	Sep-25	1.079
SS316 Bright Bar	Aug-25	1.074
SS316 Bright Bar	Jul-25	1.067
SS316 Bright Bar	Jun-25	1.061
SS316 Bright Bar	May-25	1.079
SS316 Bright Bar	Apr-25	1.067



The prices are approx monthly average prices

**** SS Stainless Steel**

Approx Landed Prices at RM Dealers end for 100mm bright bars

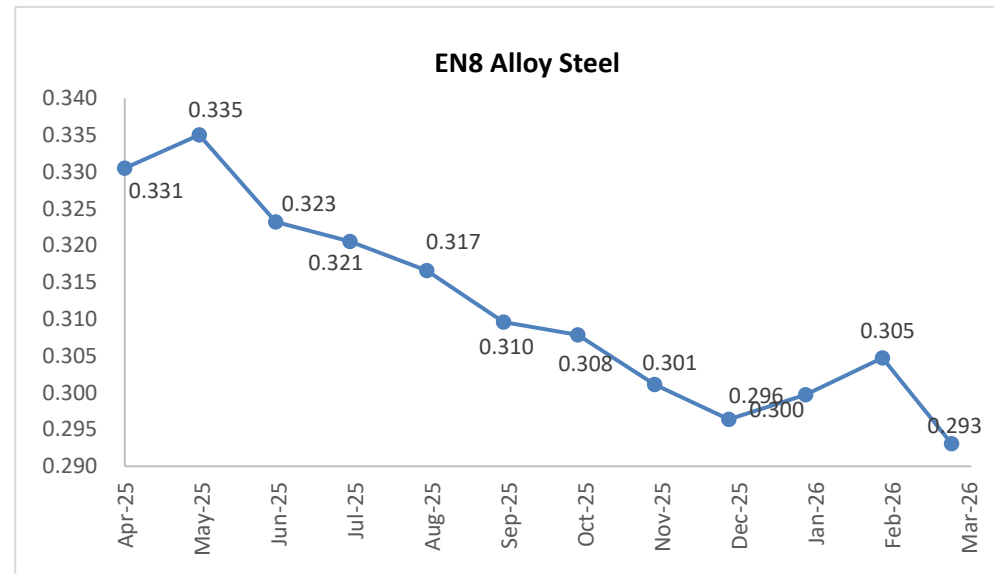
DATA SOURCE:-RM Dealers in India

EN8 Alloy Steel

Material: EN8 Alloy Steel

Units: USD/lbs

Material	Month	EN8 Alloy Steel
EN8 Alloy Steel	Mar-26	0.293
EN8 Alloy Steel	Feb-26	0.305
EN8 Alloy Steel	Jan-26	0.300
EN8 Alloy Steel	Dec-25	0.296
EN8 Alloy Steel	Nov-25	0.301
EN8 Alloy Steel	Oct-25	0.308
EN8 Alloy Steel	Sep-25	0.310
EN8 Alloy Steel	Aug-25	0.317
EN8 Alloy Steel	Jul-25	0.321
EN8 Alloy Steel	Jun-25	0.323
EN8 Alloy Steel	May-25	0.335
EN8 Alloy Steel	Apr-25	0.331



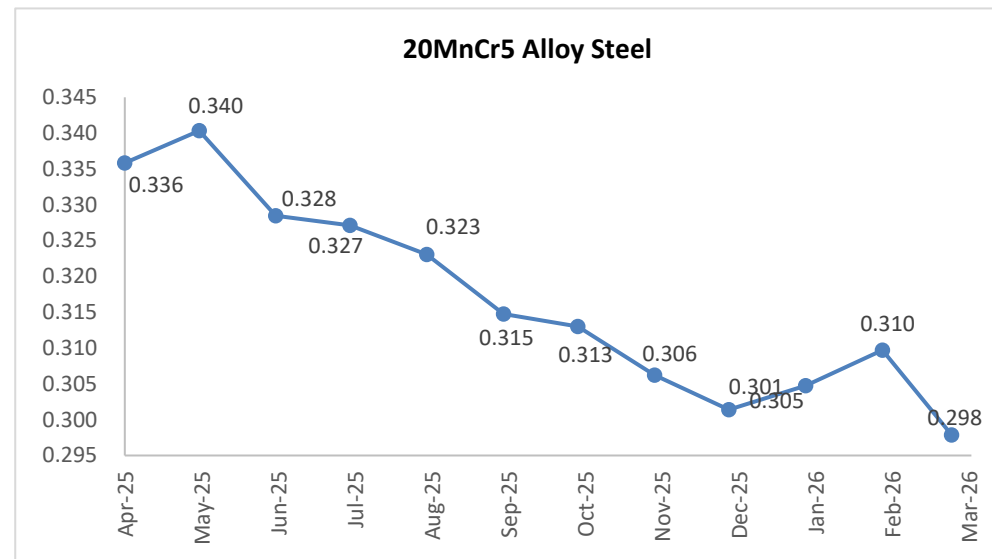
DATA SOURCE:-MMR

The prices are approx monthly average prices

20MnCr5 Alloy Steel

Material: 20MnCr5 Alloy Steel
Units: USD/lbs

Material	Month	20MnCr5 Alloy Steel
20MnCr5 Alloy Steel	Mar-26	0.298
20MnCr5 Alloy Steel	Feb-26	0.310
20MnCr5 Alloy Steel	Jan-26	0.305
20MnCr5 Alloy Steel	Dec-25	0.301
20MnCr5 Alloy Steel	Nov-25	0.306
20MnCr5 Alloy Steel	Oct-25	0.313
20MnCr5 Alloy Steel	Sep-25	0.315
20MnCr5 Alloy Steel	Aug-25	0.323
20MnCr5 Alloy Steel	Jul-25	0.327
20MnCr5 Alloy Steel	Jun-25	0.328
20MnCr5 Alloy Steel	May-25	0.340
20MnCr5 Alloy Steel	Apr-25	0.336



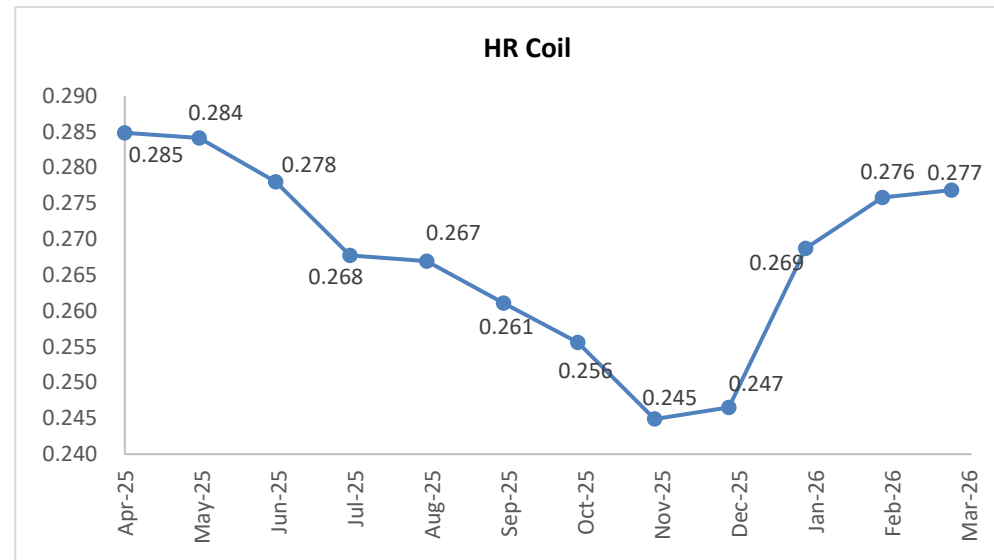
The prices are approx monthly average prices

DATA SOURCE:-MMR

HR Coil

Material: HR Coil
Units: USD/lbs

Material	Month	HR Coil
HR Coil	Mar-26	0.277
HR Coil	Feb-26	0.276
HR Coil	Jan-26	0.269
HR Coil	Dec-25	0.247
HR Coil	Nov-25	0.245
HR Coil	Oct-25	0.256
HR Coil	Sep-25	0.261
HR Coil	Aug-25	0.267
HR Coil	Jul-25	0.268
HR Coil	Jun-25	0.278
HR Coil	May-25	0.284
HR Coil	Apr-25	0.285



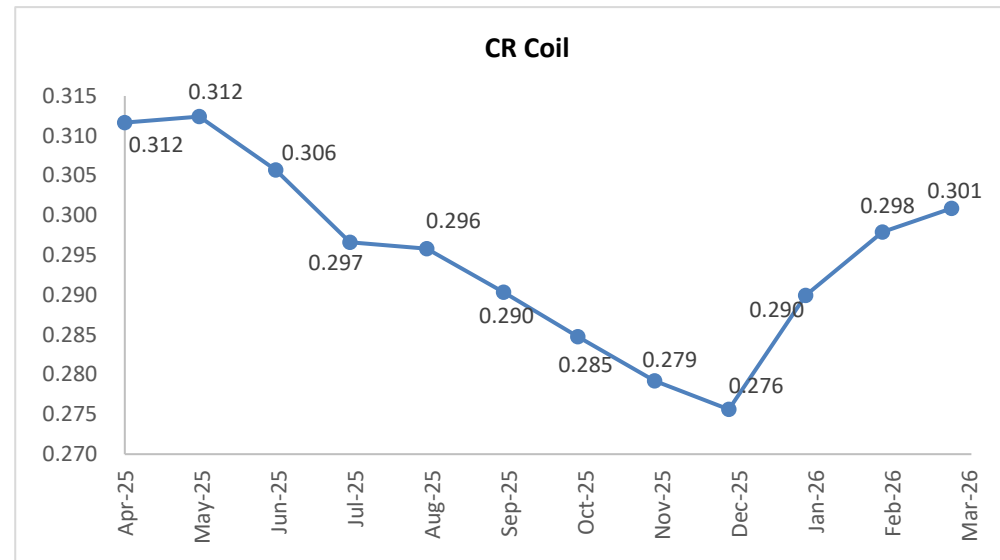
The prices are approx monthly average prices

DATA SOURCE:-CRISIL

CR Coil

Material	Month	CR Coil
CR Coil	Mar-26	0.301
CR Coil	Feb-26	0.298
CR Coil	Jan-26	0.290
CR Coil	Dec-25	0.276
CR Coil	Nov-25	0.279
CR Coil	Oct-25	0.285
CR Coil	Sep-25	0.290
CR Coil	Aug-25	0.296
CR Coil	Jul-25	0.297
CR Coil	Jun-25	0.306
CR Coil	May-25	0.312
CR Coil	Apr-25	0.312

Material: CR Coil
Units: USD/lbs

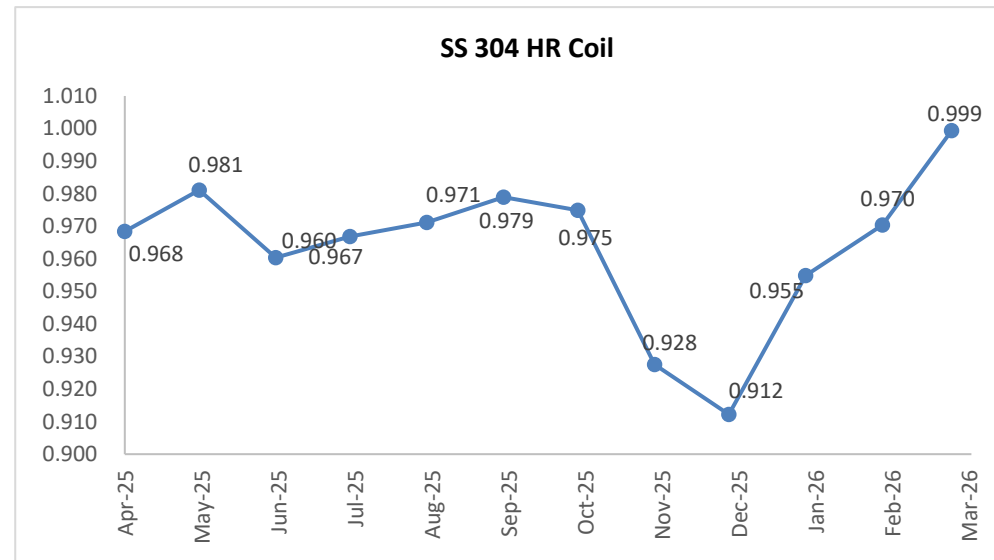


DATA SOURCE:-MMR/CRISIL

SS 304 HR Coil

Material: SS 304 HR Coil
Units: USD/lbs

Material	Month	SS 304 HR Coil
SS 304 HR Coil	Mar-26	0.999
SS 304 HR Coil	Feb-26	0.970
SS 304 HR Coil	Jan-26	0.955
SS 304 HR Coil	Dec-25	0.912
SS 304 HR Coil	Nov-25	0.928
SS 304 HR Coil	Oct-25	0.975
SS 304 HR Coil	Sep-25	0.979
SS 304 HR Coil	Aug-25	0.971
SS 304 HR Coil	Jul-25	0.967
SS 304 HR Coil	Jun-25	0.960
SS 304 HR Coil	May-25	0.981
SS 304 HR Coil	Apr-25	0.968

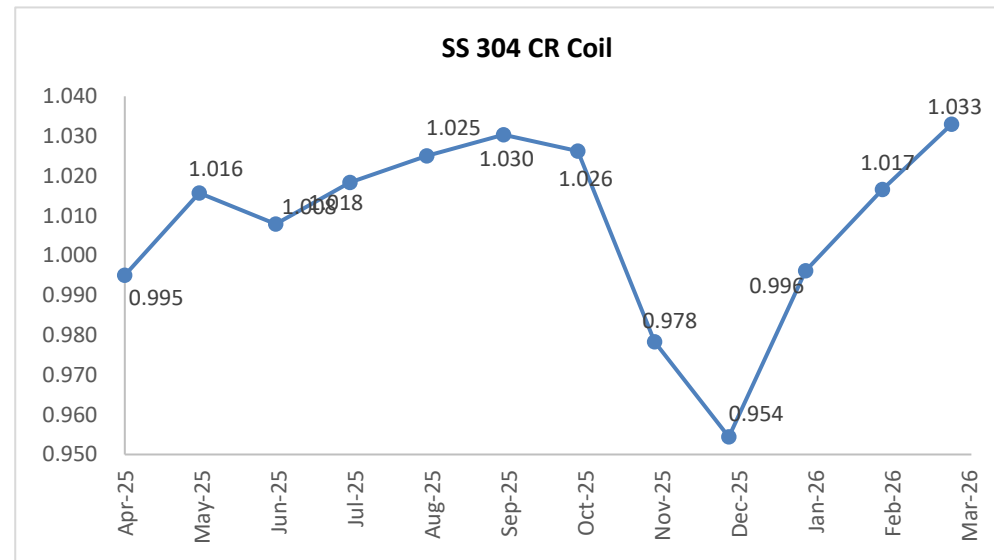


DATA SOURCE:-CRISIL

SS 304 CR Coil

Material: SS 304 CR Coil
Units: USD/lbs

Material	Month	SS 304 CR Coil
SS 304 CR Coil	Mar-26	1.033
SS 304 CR Coil	Feb-26	1.017
SS 304 CR Coil	Jan-26	0.996
SS 304 CR Coil	Dec-25	0.954
SS 304 CR Coil	Nov-25	0.978
SS 304 CR Coil	Oct-25	1.026
SS 304 CR Coil	Sep-25	1.030
SS 304 CR Coil	Aug-25	1.025
SS 304 CR Coil	Jul-25	1.018
SS 304 CR Coil	Jun-25	1.008
SS 304 CR Coil	May-25	1.016
SS 304 CR Coil	Apr-25	0.995

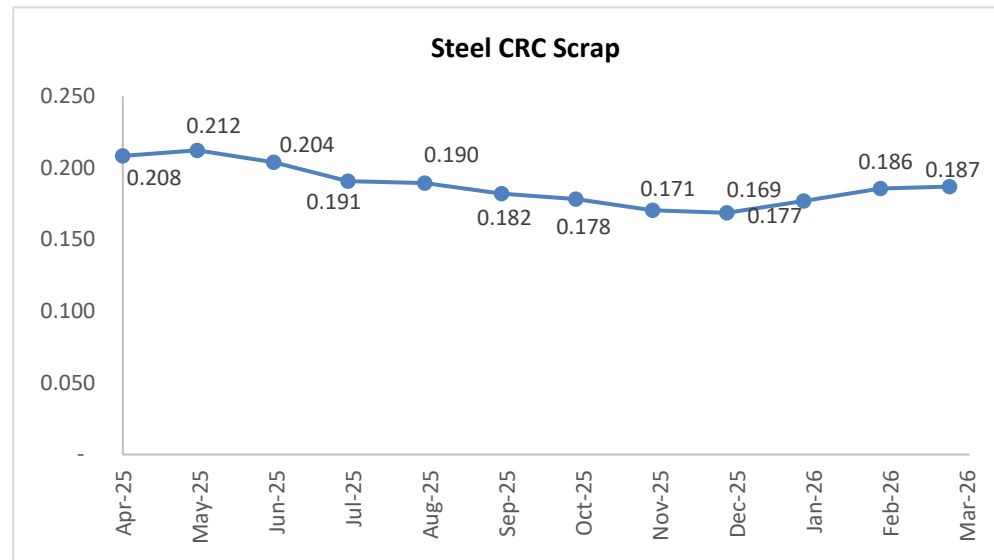


DATA SOURCE:-CRISIL

Steel CRC Scrap

Material: Steel CRC Scrap
Units: USD/lbs

Material	Month	Steel CRC Scrap
Steel CRC Scrap	Mar-26	0.187
Steel CRC Scrap	Feb-26	0.186
Steel CRC Scrap	Jan-26	0.177
Steel CRC Scrap	Dec-25	0.169
Steel CRC Scrap	Nov-25	0.171
Steel CRC Scrap	Oct-25	0.178
Steel CRC Scrap	Sep-25	0.182
Steel CRC Scrap	Aug-25	0.190
Steel CRC Scrap	Jul-25	0.191
Steel CRC Scrap	Jun-25	0.204
Steel CRC Scrap	May-25	0.212
Steel CRC Scrap	Apr-25	0.208

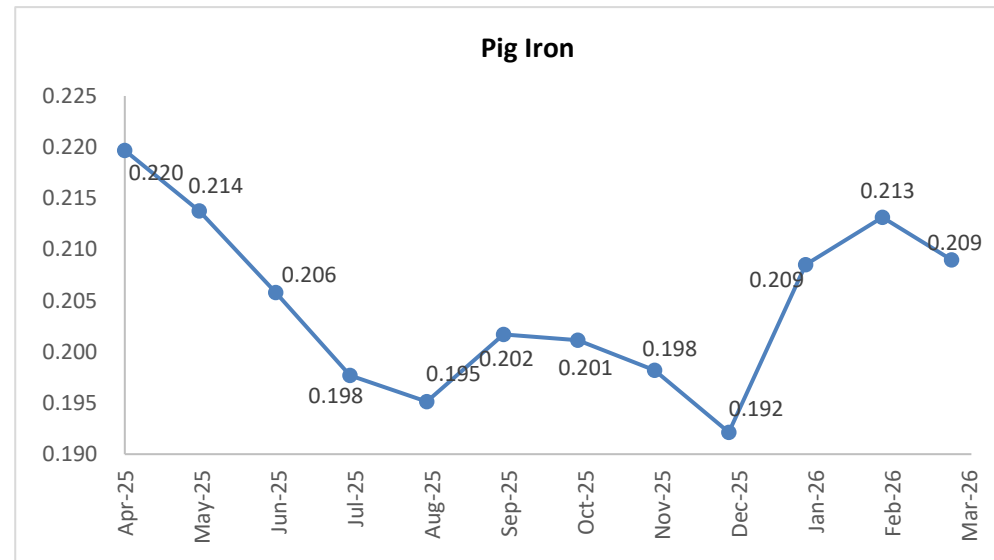


DATA SOURCE:- MMR

Pig Iron

Material: Pig Iron
Units: USD/lbs

Material	Month	Pig Iron
Pig Iron	Mar-26	0.209
Pig Iron	Feb-26	0.213
Pig Iron	Jan-26	0.209
Pig Iron	Dec-25	0.192
Pig Iron	Nov-25	0.198
Pig Iron	Oct-25	0.201
Pig Iron	Sep-25	0.202
Pig Iron	Aug-25	0.195
Pig Iron	Jul-25	0.198
Pig Iron	Jun-25	0.206
Pig Iron	May-25	0.214
Pig Iron	Apr-25	0.220

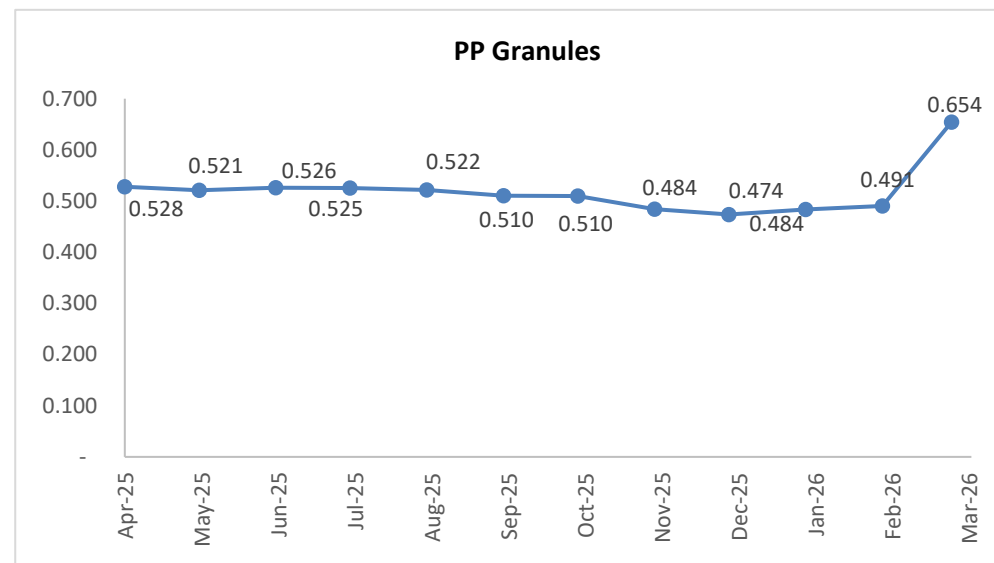


DATA SOURCE:-MMR

PP Granules

Material: PP Granules
Units: USD/lbs

Material	Month	PP Granules
PP Granules	Mar-26	0.654
PP Granules	Feb-26	0.491
PP Granules	Jan-26	0.484
PP Granules	Dec-25	0.474
PP Granules	Nov-25	0.484
PP Granules	Oct-25	0.510
PP Granules	Sep-25	0.510
PP Granules	Aug-25	0.522
PP Granules	Jul-25	0.525
PP Granules	Jun-25	0.526
PP Granules	May-25	0.521
PP Granules	Apr-25	0.528



PP Granules (Injection Molding Grade)

The above Prices are RIL(Reliance) PP prices
– Ex works Jamnagar, Gujrat, India

The above prices are for the following grades of PP - H110MA
/H200MA /H200MAL
H110MS /H110MAK /H200MAK.

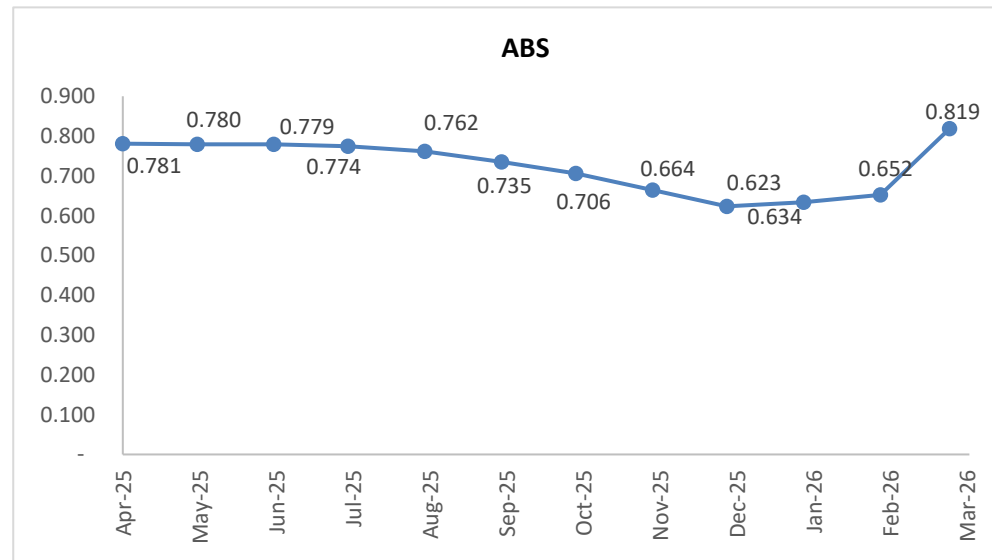
Prices are inclusive of Tax Jamnagar Warehouse Prices.

DATA SOURCE:-Reliance Industries

ABS

Material: ABS
Units: USD/lbs

Material	Month	ABS
ABS	Mar-26	0.819
ABS	Feb-26	0.652
ABS	Jan-26	0.634
ABS	Dec-25	0.623
ABS	Nov-25	0.664
ABS	Oct-25	0.706
ABS	Sep-25	0.735
ABS	Aug-25	0.762
ABS	Jul-25	0.774
ABS	Jun-25	0.779
ABS	May-25	0.780
ABS	Apr-25	0.781

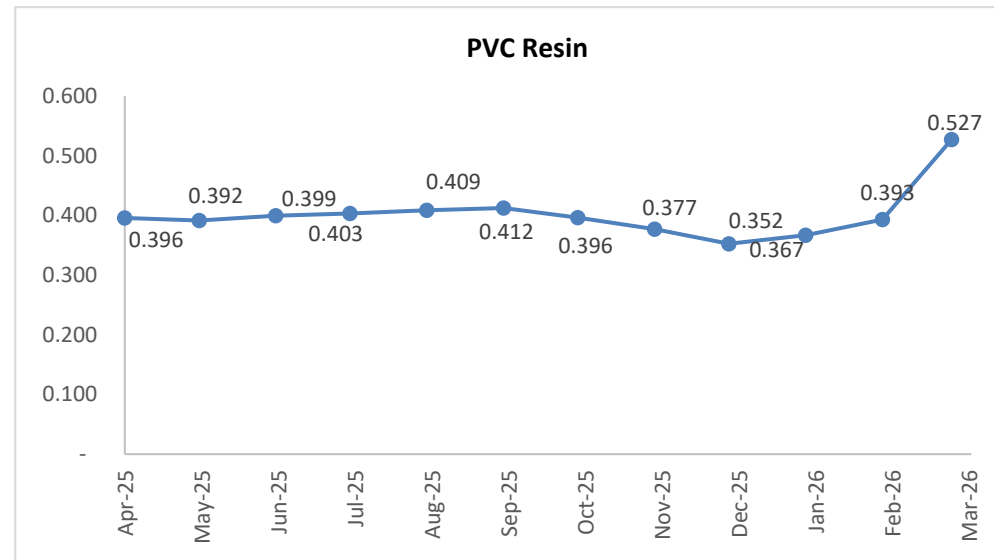


DATA SOURCE:-CMIE/LANXESS

PVC Resin

Material: PVC Resin
Units: USD/lbs

Material	Month	PVC Resin
PVC Resin	Mar-26	0.527
PVC Resin	Feb-26	0.393
PVC Resin	Jan-26	0.367
PVC Resin	Dec-25	0.352
PVC Resin	Nov-25	0.377
PVC Resin	Oct-25	0.396
PVC Resin	Sep-25	0.412
PVC Resin	Aug-25	0.409
PVC Resin	Jul-25	0.403
PVC Resin	Jun-25	0.399
PVC Resin	May-25	0.392
PVC Resin	Apr-25	0.396



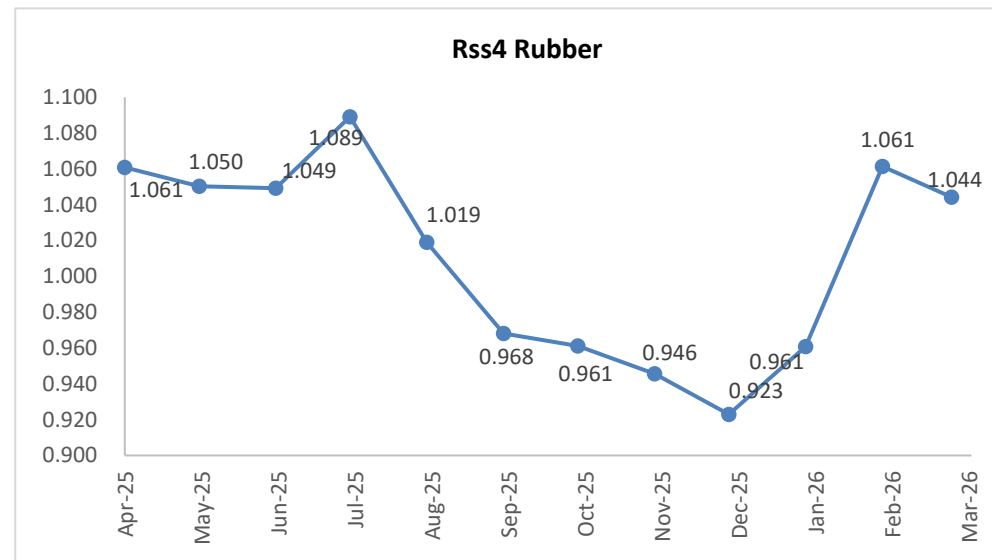
The above prices are for the following grade of PVC – 57GMR01

DATA SOURCE:- Reliance Industries

Rss4 Rubber

Material: Rss4 Rubber
Units: USD/lbs

Material	Month	Rss4 Rubber
Rss4 Rubber	Mar-26	1.044
Rss4 Rubber	Feb-26	1.061
Rss4 Rubber	Jan-26	0.961
Rss4 Rubber	Dec-25	0.923
Rss4 Rubber	Nov-25	0.946
Rss4 Rubber	Oct-25	0.961
Rss4 Rubber	Sep-25	0.968
Rss4 Rubber	Aug-25	1.019
Rss4 Rubber	Jul-25	1.089
Rss4 Rubber	Jun-25	1.049
Rss4 Rubber	May-25	1.050
Rss4 Rubber	Apr-25	1.061



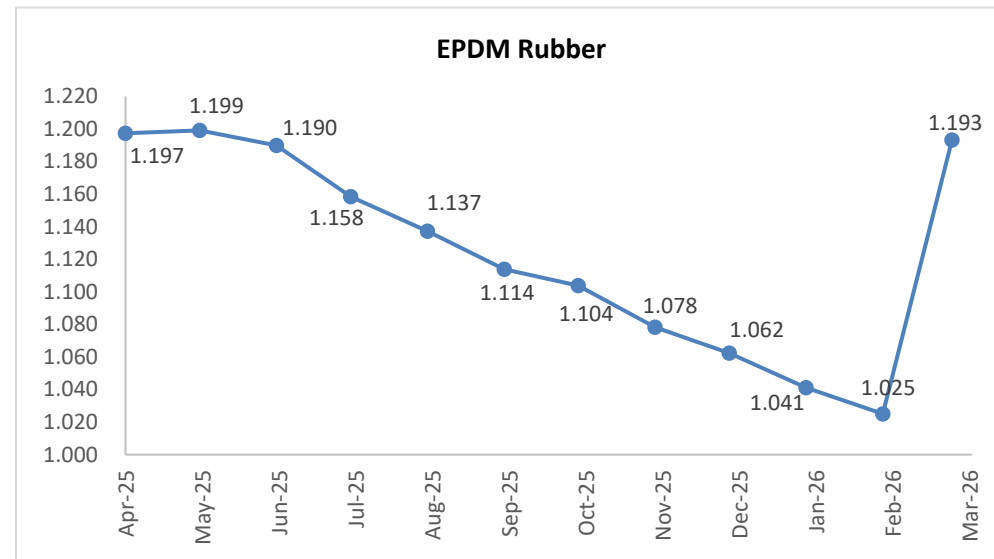
The prices are approx monthly average prices

DATA SOURCE:- Rubber Board

EPDM Rubber

Material: EPDM Rubber
Units: USD/lbs

Material	Month	EPDM Rubber
EPDM Rubber	Mar-26	1.193
EPDM Rubber	Feb-26	1.025
EPDM Rubber	Jan-26	1.041
EPDM Rubber	Dec-25	1.062
EPDM Rubber	Nov-25	1.078
EPDM Rubber	Oct-25	1.104
EPDM Rubber	Sep-25	1.114
EPDM Rubber	Aug-25	1.137
EPDM Rubber	Jul-25	1.158
EPDM Rubber	Jun-25	1.190
EPDM Rubber	May-25	1.199
EPDM Rubber	Apr-25	1.197



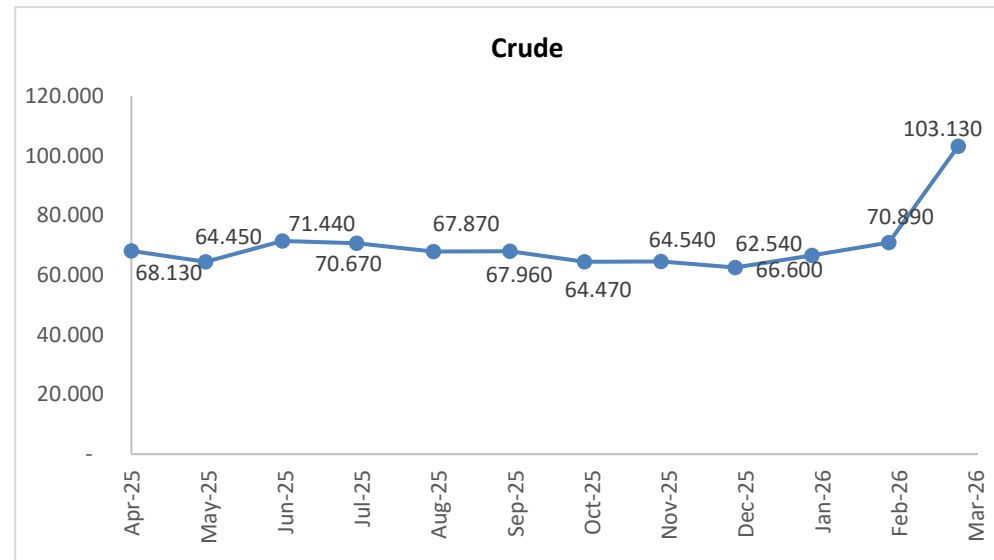
The prices are approx monthly average prices

DATA SOURCE:- Industry Sources

Crude

Material: Crude
Units: USD/Barrel

Material	Month	Crude
Crude	Mar-26	103.130
Crude	Feb-26	70.890
Crude	Jan-26	66.600
Crude	Dec-25	62.540
Crude	Nov-25	64.540
Crude	Oct-25	64.470
Crude	Sep-25	67.960
Crude	Aug-25	67.870
Crude	Jul-25	70.670
Crude	Jun-25	71.440
Crude	May-25	64.450
Crude	Apr-25	68.130



DATA SOURCE:- eia.doe.gov –
Energy Information Administration- U.S

Europe Brent Spot Price FOB (Dollars per Barrel)

DISCLAIMER



“PSC Monthly RM Trends” is an initiative of Pinnacle Sourcing & Consultancy Pvt. Ltd. which provides information on price trends of various commodities including Ferrous Metals, Non-Ferrous Metals, Plastic Polymers, Rubber. It also contains information on crude petroleum prices, foreign exchange rates.

The data sources are selected based on the advice of the industry experts.

This initiative was taken to provide compilation of the price movement of the key commodities for strategic decision making and not meant for influencing commercial transactions.

Pinnacle Sourcing & Consultancy Pvt. Ltd.
(HQ: Gurugram, India)
www.pinnaclesourcing.net
info@pinnaclesourcing.net